

PACTS

Maize Hybrids



Dear Pioneer Maize Grower,

The 2020 growing year in the UK and Ireland began with warm and dry weather. Crops that established well in the dry conditions gave good yields and were generally harvested in good time. The average dry matter yield of the Control hybrid P7892 in PACTS trials was 16.254 tonnes per hectare. This yield was nearly 0.5 tonnes below the average yield for P7892 measured over the previous 4 years.

PACTS® hybrid performance highlights

P7326 – Extra Early

Fastest Pioneer hybrid to reach 30% dry matter content. Very good early vigour and preferred for cold sites and early harvest.

P7034 – Very Early

For high production livestock farmers. First very early maturity M³ Pioneer hybrid with dent like grain texture.

P7378 – Very Early

Very high dry matter yields for this maturity. Tall hybrid suited for the production of milk and biogas.

P7892 – Very Early

Large stature hybrid. High dry matter yields and fast stover dry down.

P7524 – Early

Large stature hybrid with very good early vigour. High dry matter yields for this maturity.

Pioneer Brand silage inoculants

Our comprehensive proprietary range of silage inoculants have been developed to reduce dry matter losses and improve silage quality. Whether you are making grass silage in cool challenging environments or maize silage in ideal conditions, applying the most appropriate Pioneer silage inoculant can make dramatic differences to your profitability. **You can see full details of our range of inoculants on pages 6 and 7.**

Without the farmers and contractors who have participated in the 2020 PACTS® Trials, we would not be able to publish these results. Their practical help, patience, and frequent sound advice during the growing season make a significant contribution to each and every trial we conduct.

We are very pleased as always to present the latest Pioneer Accurate Crop Testing System (PACTS) trials results. We conduct these trials every year so that we can accurately describe the performance of Pioneer Brand maize hybrids across a range of local growing conditions.

P7948 – Early

Very good standing ability. Suitable for cultivation on favourable sites.

P8200 – Intermediate

Very high dry matter yields. For favourable sites or planting using the Samco System*.

P8201 – Intermediate

Very high dry matter yields, good starch content and rumen degradability. For very favourable sites or planting using the Samco System*.

P8000 – Late Maturing

Good yields of high starch content silage and grain. For good to favourable locations under the Samco System*.

P8171 – Late Maturing

Very high dry matter yields. Very tall, large stature hybrid.

* The Samco System is a method of cultivating maize under plastic film.

If you would like further information on Pioneer maize or silage inoculants, please do not hesitate to contact our team of forage specialists.

Yours sincerely,

On behalf of Corteva Agriscience



Andy Stainthorpe

Sales Manager, Seeds and Silage Inoculants,
UK and Ireland

Your key UK, Wales and Ireland contacts

For all enquiries about Pioneer Maize contact your local Corteva representative. Their experience and local advice is available to help you maximise your success.

Andy Stainthorpe

UK & Ireland

Office: **01823 334279**

Mobile: **07801 183234**

Email: **andy.stainthorpe@corteva.com**



Mark Shaw

Southern UK and
South & West Wales

Mobile: **07880 407839**

Email: **mark.shaw@corteva.com**



Jonathan Bellamy

North & West

Office: **01270 619825**

Mobile: **07801 183233**

Email: **jonathan.bellamy@corteva.com**



Beckie Cartwright

Northern England
& Scotland

Mobile: **07917 520707**

Email: **rebecca.cartwright@corteva.com**



Simon Preece

South West UK

Office: **01884 861 529**

Mobile: **07813 142957**

Email: **simonpreece62@gmail.com**



We're helping farmers to maximise their homegrown forage for a more sustainable and resilient future.

Our people, knowledge and expertise are on hand to help you grow the best quality and quantity forage for your livestock.

Discover more by talking to your advisor today or visit:
corteva.co.uk/forage



SOW hybrid maize varieties from Pioneer, the world's leading breeder, to best suit your needs and maximise your yield potential.

NURTURE your forage crops with our wide range of proven, highly effective weed control solutions.

IMPROVE silage quality with our inoculants and enhance the use of nitrogen with our stabilizer technology.

The purpose of PACTS® trials

Whether a particular maize hybrid realises its full genetic potential depends largely upon how well it has adapted to the local environment and how successfully it is managed. The PACTS® Trial Results are provided to help growers identify which Pioneer hybrids are best suited to their own location and circumstances. In addition, they indicate agronomic techniques that may help you maximise the yield and quality of your crop.

Layout

Each PACTS® trial is established within a commercial crop of maize and is planted and harvested at a time determined by the host farmer with the assistance of our forage specialists. Trials are managed as part of the field and the results therefore reflect the effect of local weather conditions and commercial crop management practices.

A PACTS® trial is generally comprised of between 15 and 20 plots. The plots are planted in identically sized marked areas adjacent to each other across a uniform part of the selected field. Each plot is usually 6 or 8 rows wide and 50 metres in length. Typically, every fourth strip is a Control variety. The Control hybrid provides data that is used to offset the variable effects of soil type changes across a trial. In 2020 the Control hybrid was the hybrid P7892.

Sites

Each trial site is classified as being ‘Favourable’ or ‘Less Favourable’ depending upon the heat accumulation that would typically be measured at that location. The results from individual trials are detailed in this book, however due to space restrictions occasionally some trials are not shown. The results from trials not shown are available on request.

Competitor hybrids

Typically four or five varieties from competitor plant breeding companies that have been widely grown commercially in recent years are included in the PACTS® trials each year. The competitor hybrids sown in 2020 were cito kws, glory, autens kws, ambition and gatsby.

Contents

PIONEER BRAND SILAGE INOCULANT GUIDE
Pages 6-7

RESULTS SUMMARIES
Pages 8-15

HYBRID DESCRIPTIONS
Pages 17-33

INDIVIDUAL SITE RESULTS
Pages 34-44

INDIVIDUAL SITE AGRONOMY DETAILS
Pages 46-47

Analysis

Representative samples from every PACTS® plot are taken at harvest and promptly oven dried to determine percentage dry matter content. Dried samples are subsequently tested in a Near Infra Red Spectrophotometer (NIRS) machine at a Pioneer laboratory. Results from these tests accurately indicate multiple quality parameters including starch content, whole plant digestibility and neutral detergent fibre (NDF). The large number of PACTS® locations, and the samples tested, ensure that the data generated can be regarded as a reliable indicator of the maize silage hybrid performance a purchaser can expect.



Maize hybrid selection

The selection of a particular hybrid for cultivation inevitably varies according to the different criteria a grower has. In many situations yield is of paramount importance but earliness of maturity is usually another critical factor. Other factors such as standing power, silage nutritional quality and end-use intentions e.g. whole plant silage fed to livestock or used for biogas production should be taken into account. No single hybrid will suit all situations.

Growing a maize crop that meets all requirements depends upon selecting a hybrid with the most appropriate genetic potential and then managing that hybrid in a manner that will meet the chosen objectives.

The following factors are just some of those that can have a major influence on the quantity, quality and value of the maize crop produced.

The environment	Crop husbandry	Hybrid genetics
Latitude	Seedbed quality	Yield potential
Soil type	Drilling date	Early vigour
Altitude	Planting population	Disease resistance
Aspect	Fertiliser policy	Maturity
Shelter	Use of the Samco System	Standing power
Harvesting and storage	Use on-farm	Sell off-farm
Harvesting method	As feed	Silage quality
Harvest timing	For biogas production	Consistent supply
Storage method	Ration supplementation	Value versus other feeds
Feed-out methods	Ration consistency	Local demand
Use of inoculant	Yeast and mould content	Transport costs

Historical forage PACTS® trials results summary										
Year	Control Hybrid	Fresh Weight Yield tonnes/ hectare (t/ha)	Dry Matter (%)	Dry Matter Yield (t/ha)	Starch (%)	Starch Yield Converted to Grain (t/ha at 15% Moisture)	Sugar (%)	Whole Plant Digestibility (%)	Neutral Detergent Fibre (%)	Number of Sites
2020	P7892	45.488	35.7	16.254	30.9	7.692	5.2	67.6	40.6	16
2019	P7892	43.243	39.3	17.000	34.7	9.019	4.5	68.8	41.4	19
2018	P7892	41.295	37.0	14.800	31.5	7.130	3.8	69.6	41.4	14
2017	P7892	48.662	35.8	18.000	32.6	8.975	5.1	70.4	37.9	19
2016	P7892	47.607	35.8	17.043	33.2	8.660	5.6	70.4	40.9	14
2015	PR39V43	47.603	31.9	15.200	25.0	5.807	9.8	69.5	43.2	15
2014	PR39V43	47.822	36.2	17.300	34.1	9.022	5.4	68.8	40.5	18
2013	PR39V43	44.695	35.6	15.906	35.3	8.587	4.0	71.6	38.9	13
2012	PR39V43	37.966	32.4	12.300	29.4	5.531	4.9	70.1	43.0	12
2011	JUSTINA	48.100	33.1	15.950	31.1	7.586	2.1	70.1	43.6	14
2010	JUSTINA	45.994	33.7	15.500	36.2	8.582	1.4	70.6	41.7	10
2009	JUSTINA	55.161	31.0	17.100	27.2	7.114	4.8	66.0	nr	13
2008	JUSTINA	46.108	30.4	14.027	30.0	6.425	3.4	69.1	nr	16
2007	JUSTINA	55.853	29.9	16.700	30.0	7.662	3.3	68.2	nr	14
2006	JUSTINA	45.042	35.3	15.900	37.0	8.998	3.0	nr	nr	13
2005	JUSTINA	54.633	31.3	17.100	33.4	8.735	2.6	nr	nr	16
2004	JUSTINA	50.774	32.3	16.400	33.9	8.503	2.7	nr	nr	15
2003	JUSTINA	50.629	31.8	16.100	33.0	8.126	3.0	nr	nr	17
Average		48.443	33.1	16.035	32.1	7.888	4.1	69.5	41.2	15

NOTE: All trials included in this summary were grown in the open; nr = not recorded

Unique fibre technology

Product	Forage	Improvement purpose
PIONEER® 11GFT	Grass and wholecrop cereal silages	Fermentation, animal performance and fibre digestibility, aerobic stability
PIONEER® 11CFT	Maize silage	Fermentation, animal performance and fibre digestibility, aerobic stability
PIONEER® 11CH4	A wide range of high dry matter silages	Aerobic stability and gas production
PIONEER® 11GH4	High dry matter grass and cereal silages	Fermentation and aerobic stability of grass and wholecrop silages intended for gas production

Traditional technology with Rapid React

Product	Forage	Improvement purpose
PIONEER® 11G22 RAPID REACT. AEROBIC STABILITY	High dry matter grass, wholecrop cereal and pea/cereal silages	Fermentation, animal performance and aerobic stability
PIONEER® 11C33 RAPID REACT. AEROBIC STABILITY	Maize silage	Fermentation, animal performance and aerobic stability
PIONEER® 11B91 RAPID REACT. AEROBIC STABILITY	Crimped maize grain	Fermentation, animal performance and aerobic stability
PIONEER® 1188	Grass silage below 30% dry matter	Fermentation and animal performance
PIONEER® 11A44	A wide range of high dry matter silages	Aerobic stability
PIONEER® 11XH4	A wide range of high dry matter silages	Fermentation and aerobic stability in a wide range of silages intended for gas production



Pioneer inoculants enable faster and more efficient fermentation, meaning less dry matter losses and improved stability and digestibility of silage crops.

Whole plant forage,
favourable sites, 2017 – 2020

Number of Years Tested	Number of Sites	Fresh Yield (t/ha)	Dry Matter (%)	Hybrid	Yield (Tonnes Dry Matter/Hectare)	Whole Plant Digestibility (%)	Starch Yield Converted to Grain at 15% Moisture (t/ha)	Dry Matter Yield Advantage / Disadvantage vs Control (%)
3	18	53.443	37.1%	P7948	32.3% 5% 113%	68%	9.813	13%
1	3	59.886	32.6%	P8329	30.8% 5% 111%	66%	9.199	11%
1	5	46.973	41.2%	X75R466	34.2% 3% 110%	68%	10.113	10%
4	27	55.995	34.0%	P8201	32.1% 5% 108%	68%	9.359	8%
2	9	60.857	31.2%	P8171	29.3% 5% 108%	66%	8.506	8%
4	31	55.243	33.2%	P8200	30.4% 4% 104%	66%	8.536	4%
4	32	48.509	37.6%	P7524	32.5% 6% 104%	68%	9.060	4%
1	7	42.572	42.8%	X75N901	34.7% 3% 103%	67%	9.652	3%
2	14	44.662	40.1%	asgaard*	37.0% 4% 102%	71%	10.112	2%
2	15	45.069	39.2%	gatsby*	35.0% 4% 100%	70%	9.435	0%
4	34	45.487	38.7%	P7892 (C)	33.9% 4% 100%	69%	9.128	0%
4	32	42.701	41.0%	ambition*	35.7% 4% 99%	70%	9.567	-1%
4	34	41.764	41.7%	P7034	36.3% 4% 99%	70%	9.657	-1%
1	3	44.253	38.9%	P7404	34.1% 2% 98%	68%	8.960	-2%
2	18	41.113	41.8%	autens kws*	35.6% 3% 98%	69%	9.342	-2%
3	18	41.783	40.5%	P7378	36.2% 4% 96%	70%	9.374	-4%
2	16	41.075	41.1%	glory*	35.2% 4% 96%	69%	9.098	-4%
2	14	41.036	41.1%	avitus kws*	35.3% 3% 96%	69%	9.101	-4%
2	14	43.844	38.1%	agiraxx*	35.0% 4% 95%	69%	8.954	-5%
4	34	40.553	41.2%	P7326	35.0% 4% 95%	69%	8.952	-5%
1	7	30.350	45.8%	augustus kws*	38.9% 3% 79%	71%	8.275	-21%
1	8	30.599	45.4%	cito kws*	39.7% 3% 79%	72%	8.447	-21%

Whole plant forage,
favourable sites, 2020

Number of Years Tested	Number of Sites	Fresh Yield (t/ha)	Dry Matter (%)	Hybrid	Yield (Tonnes Dry Matter/Hectare)	Whole Plant Digestibility (%)	Starch Yield Converted to Grain at 15% Moisture (t/ha)	Dry Matter Yield Advantage / Disadvantage vs Control (%)
1	8	52.501	37.6%	P7948	33.5% 4% 115%	68%	10.114	15%
1	3	58.478	32.7%	P8329	30.0% 4% 111%	64%	8.773	11%
1	5	45.869	41.3%	X75R466	33.3% 3% 110%	67%	9.645	10%
1	7	54.411	34.3%	P8201	32.8% 4% 108%	68%	9.381	8%
1	8	54.265	33.8%	P8200	29.2% 4% 107%	64%	8.206	7%
1	7	45.832	38.9%	P7524	32.1% 5% 104%	67%	8.764	4%
1	7	41.572	42.9%	X75N901	33.8% 3% 103%	66%	9.205	3%
1	8	44.418	38.8%	P7892 (C)	33.0% 4% 100%	67%	8.705	0%
1	8	41.682	40.9%	gatsby*	35.2% 3% 99%	68%	9.192	-1%
1	8	40.674	41.6%	ambition*	36.0% 3% 98%	69%	9.310	-2%
1	8	39.107	43.2%	autens kws*	34.8% 2% 98%	67%	8.994	-2%
1	3	43.213	39.0%	P7404	33.2% 1% 98%	66%	8.545	-2%
1	8	37.238	45.0%	P7326	35.2% 3% 97%	67%	9.017	-3%
1	8	37.330	44.3%	P7034	34.3% 3% 96%	66%	8.669	-4%
1	8	29.880	45.5%	cito kws*	38.7% 3% 79%	71%	8.056	-21%

Whole plant forage,
less favourable sites, 2017 – 2020

Number of Years Tested	Number of Sites	Fresh Yield (t/ha)	Dry Matter (%)	Hybrid	Yield (Tonnes Dry Matter/Hectare)	Whole Plant Digestibility (%)	Starch Yield Converted to Grain at 15% Moisture (t/ha)	Dry Matter Yield Advantage / Disadvantage vs Control (%)
3	10	54.267	31.6%	P7948	28.1% 109% 109%	67%	7.355	9%
2	10	41.888	39.0%	autens kws*	34.1% 104% 104%	69%	8.518	4%
4	31	46.475	34.9%	P7524	31.5% 103% 103%	69%	7.833	3%
1	6	48.661	33.4%	X75N901	32.8% 103% 103%	67%	8.153	3%
4	33	42.063	38.5%	P7034	35.0% 103% 103%	70%	8.683	3%
4	18	40.798	39.6%	P7378	34.1% 103% 103%	69%	8.426	3%
2	12	40.346	39.8%	avitus kws*	35.8% 102% 102%	70%	8.796	2%
2	3	41.132	38.5%	asgaard*	33.5% 101% 101%	70%	8.103	1%
4	33	40.212	39.2%	P7326	34.0% 100% 100%	69%	8.198	0%
4	34	44.265	35.6%	P7892 (C)	31.0% 100% 100%	69%	7.474	0%
4	33	39.609	39.5%	ambition*	35.2% 99% 99%	70%	8.406	-1%
1	6	43.284	35.2%	P7404	33.1% 97% 97%	66%	7.725	-3%
2	17	40.711	37.2%	agiraxx*	32.0% 96% 96%	68%	7.417	-4%
1	2	41.752	36.0%	X75R466	31.4% 95% 95%	68%	7.208	-5%
1	8	29.824	45.9%	cito kws*	40.1% 87% 87%	71%	8.390	-13%
1	9	31.122	43.9%	augustus kws*	36.0% 87% 87%	71%	7.519	-13%

Whole plant forage,
less favourable sites, 2020

Number of Years Tested	Number of Sites	Fresh Yield (t/ha)	Dry Matter (%)	Hybrid	Yield (Tonnes Dry Matter/Hectare)	Whole Plant Digestibility (%)	Starch Yield Converted to Grain at 15% Moisture (t/ha)	Dry Matter Yield Advantage / Disadvantage vs Control (%)
1	8	48.860	33.6%	P7524	29.9% 8% 107%	67%	7.500	7%
1	6	51.689	30.7%	X75N901	29.6% 5% 103%	66%	7.175	3%
1	8	43.623	35.9%	P7034	34.0% 5% 102%	69%	8.139	2%
1	8	47.019	32.8%	P7892 (C)	27.9% 7% 100%	67%	6.577	0%
1	8	41.986	36.5%	P7326	31.9% 5% 100%	68%	7.475	0%
1	8	41.747	36.4%	ambition*	32.8% 5% 99%	69%	7.637	-1%
1	6	45.978	32.4%	P7404	29.8% 4% 97%	65%	6.798	-3%
1	7	37.730	39.2%	glory*	34.6% 4% 96%	68%	7.837	-4%
1	8	31.680	42.3%	cito kws*	36.0% 3% 87%	70%	7.383	-13%

Starch Yield & % Sugar Yield & % Stover Yield Relative Dry Matter Yield index (C=100%)

C = Control Hybrid; * = Competitor Hybrid, ** = Hybrid trade name following official registration

Pioneer hybrids for energy production

The most appropriate maize hybrid for biogas production in any one situation depends on multiple factors. Maize hybrid selection for biogas production should always begin with a field assessment to determine appropriate

hybrid maturity. PACTS trials enable Pioneer to predict gas yields that can be achieved from different Pioneer hybrids cultivated on different sites in the open and under film.

Methane gas yield predictions from PACTS® trials

Favourable Sites Grown In The Open					
2017 – 2020					
Hybrid	Methane Yield*		Dry Matter %	No. Yrs Tested	No. Sites Tested
	Litres / ha	Litres / kg Dry Matter			
P7948	6,110,909	308	37.1%	3	18
X75R466	6,023,318	311	41.2%	1	5
P8201	5,879,017	308	34.0%	4	27
P8329	5,855,649	300	32.6%	1	3
P8171	5,765,690	303	31.2%	2	9
asgaard*	5,680,798	317	40.1%	2	14
P7524	5,649,634	309	37.6%	4	32
X75N901	5,601,831	308	42.8%	1	7
gatsby*	5,559,492	315	39.2%	2	15
P8200	5,523,482	300	33.2%	4	31
ambition*	5,513,683	315	41.0%	4	32
P7892 (C)	5,501,588	313	38.7%	4	34
P7034	5,485,215	315	41.7%	4	34
autens kws*	5,372,647	312	41.8%	2	18
P7378	5,335,300	315	40.5%	3	18
avitus kws*	5,304,328	314	41.1%	2	14
P7404	5,303,283	309	38.9%	1	3
glory*	5,262,291	312	41.1%	2	16
agiraxx*	5,233,667	312	38.1%	2	14
P7326	5,208,831	312	41.2%	4	34
cito kws*	4,519,279	324	45.4%	1	8
augustus kws*	4,433,123	319	45.8%	1	7

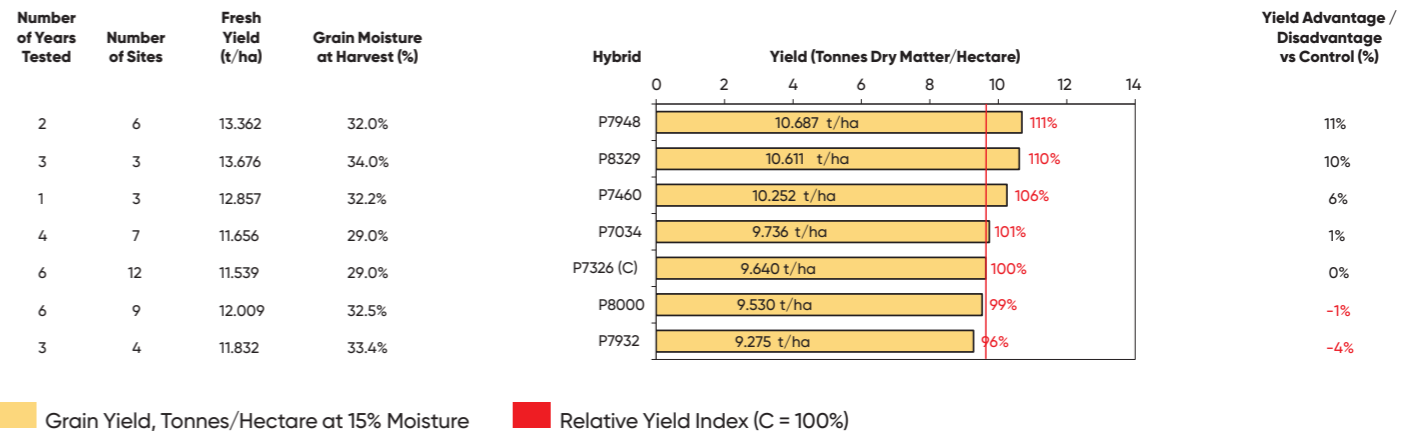
C = Control Hybrid
* = Competitor Hybrid
(O) = Hybrid Grown In The Open on a Samco System Site

Methane yield figures are determined using a calculation based on the Weissbach formula. This formula predicts gas output based on the value of the key substrates in the forage prior to fermentation. The calculation of Fermentable Organic Dry Matter, or 'FoTs', is a key part of the formula and the FoTs is determined using actual yield and quality results from PACTS® trials.

Less Favourable Sites Grown In The Open					
2017 – 2020					
Hybrid	Methane Yield*		Dry Matter %	No. Yrs Tested	No. Sites Tested
	Litres / ha	Litres / kg Dry Matter			
P7948	5,243,106	306	31.6%	3	10
avitus kws*	5,136,422	317	39.8%	2	12
autens kws*	5,106,129	313	39.0%	2	10
P7034	5,095,286	315	38.5%	4	33
P7378	5,058,694	313	39.6%	4	18
P7524	5,056,710	311	34.9%	4	31
asgaard*	5,022,164	316	38.5%	2	3
X75N901	4,976,792	306	33.4%	1	6
ambition*	4,953,458	316	39.5%	4	33
P7326	4,952,396	314	39.2%	4	33
P7892 (C)	4,924,092	312	35.6%	4	34
glory*	4,740,437	315	39.8%	3	22
agiraxx*	4,683,002	310	37.2%	2	17
P7404	4,613,036	302	35.2%	1	6
cito kws*	4,411,552	321	45.9%	1	8
augustus kws*	4,360,078	318	43.9%	1	9

Less Favourable Sites Grown Under The Samco System					
2014 – 2020					
Hybrid	Methane Yield*		Dry Matter %	No. Yrs Tested	No. Sites Tested
	Litres / ha	Litres / kg Dry Matter			
P8171	5,723,862	309	31.0%	4	9
P7932	5,471,004	312	32.7%	5	13
P8201	5,428,466	310	31.5%	6	23
P7034	5,174,540	312	37.3%	4	15
P8329	5,159,173	302	30.4%	4	9
P8200 (C)	5,143,189	305	30.8%	7	38
P8000	4,980,464	309	31.0%	7	17
P7948	4,930,070	307	33.9%	3	11
X75N901	4,907,168	313	35.8%	1	5
P7378	4,886,557	315	37.5%	5	10
P7892	4,861,753	316	34.9%	7	26
P7524	4,683,472	316	34.4%	7	21
P7326	4,599,506	315	38.2%	7	26
ambition*	4,372,941	327	36.4%	2	3
P7404	4,186,854	301	35.9%	1	4
P7326 (O)	3,798,931	312	29.4%	3	3

Grain trials, grown in the open 2015 – 2020



C = Control Hybrid; * = Competitor Hybrid, ** = Trade name following official registration

PACTS® hybrid maize agronomic descriptions for 2021

Hybrid	PACTS® Maturity Description	Soil Type Preference			FAO Rating (Silage)	Early Vigour	Resistance to Lodging	Stover dry-down at Maturity	PACTS® Eyespot Resistance Scores*
		Light	Medium	Heavy					
P7326	Extra Early	←	———	→	180	Very Good	8.2	Fast	6.2
P7378	Very Early	←	———		180	Very Good	7.4	Fast	4.4
P7034	Very Early	←	———		190	Good	8.2	Moderate	5.4
P7892	Early	←	———		200	Very Good	8.3	Very Fast	6.3
P7524	Early	←	———	→	200	Very Good	8.3	Moderate	7.6
P7948	Early	←	→		230	Good	8.3	Moderate	7.8
P7460	Intermediate	←			230	Average	8.3	Slow	-
P8201	Intermediate	←	→		230	Very Good	8.1	Moderate	6.5
P8200	Intermediate	←	———	→	230	Good	7.8	Moderate	8.6
P7932	Late	←	———		220	Good	8.2	Moderate	7.0
P8000	Late	←	———		230	Average	8.2	Moderate	8.6
P8307	Very Late	←	———		240	Average	8.2	Slow	-
P8329	Very Late	←	———		250	Very Good	8.2	Moderate	-
P8171	Very Late	←	———		250	Good	7.8	Slow	-

*Scores based on a 1 – 9 scale where 9 = high resistance; data sourced from registration trials and PACTS® trials depending upon hybrid

Growing maize under film

The Samco System provides extra heat during the first few weeks of growth when the plant can be challenged by cold temperatures. Over the course of the growing season the System significantly increases heat accumulation which can bring the harvest date forward or increase yield. Different hybrids provide the grower with quite different results when planted using the Samco System. Samco and Maizetech have worked closely with Pioneer for many years to understand exactly how different varieties behave when sown under film.



Extensive trials and commercial experience have shown that certain maize hybrids are more suited to sowing under film than others. Some are clearly unsuitable. Site assessments and intended planting date should determine the maturity of the hybrid to be sown and then other desired features such as high relative yield and standing ability can help identify the specific hybrid to be sown.



P7326 – Extra Early Maturity

P7326 has been tested over seven years and 26 sites under the Samco System. P7326 has proven itself to be a prime choice for growers on very marginal locations, producing very high starch content silage with good dry matter yields for this maturity. P7326 should also be considered as an appropriate choice on other locations where the sowing date is significantly delayed.

P7034 – Very Early Maturity

Whilst it is slightly slower than P7326 to break through the film P7034 has given good dry matter yields of very high starch content. P7034 is an early flowering dent hybrid, that produces grain with a very high level of ruminal degradable starch and can be considered for marginal sites or sites where an early harvest is required.



P7892 – Very Early Maturity

This very early maturing, high starch content hybrid has proven itself to be a reliable option for Samco System growers on marginal sites and situations where planting is delayed. P7892 is slightly later to mature than P7326 but with higher dry matter yield potential.

P7948 – Early Maturity

P7948 has been tested under film on 11 sites over three years and it has given a high silage yield, only 4% below P8200, but with a dry matter content 3.1% higher. P7948 can be sown on favourable sites under film providing it is sown in the normal planting period, and less favourable sites under film except for those in more northerly counties in the UK and Ireland and where sowing is delayed

P8200 – Intermediate Maturity

Over 38 locations and seven years of PACTS testing, P8200 has given very consistent and reliable results across very different types of seasons and sites. It produces very high dry matter yields of silage with a good starch content. P8200 penetrates film well, dries down rapidly at maturity and is suited to most locations when planted at the normal time.

P8201 – Intermediate Maturity

This is a very large stature hybrid that is very good at penetrating film and has good vigour after emergence through the film. Very high dry matter yields of good starch content have been recorded and P8201 is a hybrid to consider for growers on favourable sites wishing to maximise the dry matter yield under film. P8201 produces starch with good levels of rumen degradability.

P8000 – Late Maturity

P8000 has now proven itself to be a stiff strawed hybrid capable of producing high starch content silages across a wide range of sites using the Samco System. P8000 is suited to favourable sites when planted in the normal planting period.

P8171 – Very Late Maturity

P8171 was launched in 2019. It is a very late maturing hybrid with a high dry matter yield potential. It should only be sown in the UK and Ireland on favourable sites under film where an early harvest is not required. P8171 is not suitable for late planting.

The agronomic practices required for cultivating maize under film vary significantly to those normally adopted when cultivating maize in the open. In addition to selecting a suitable hybrid it is important that appropriate advice is sought on all the other appropriate crop management techniques relevant to this method of cultivation.

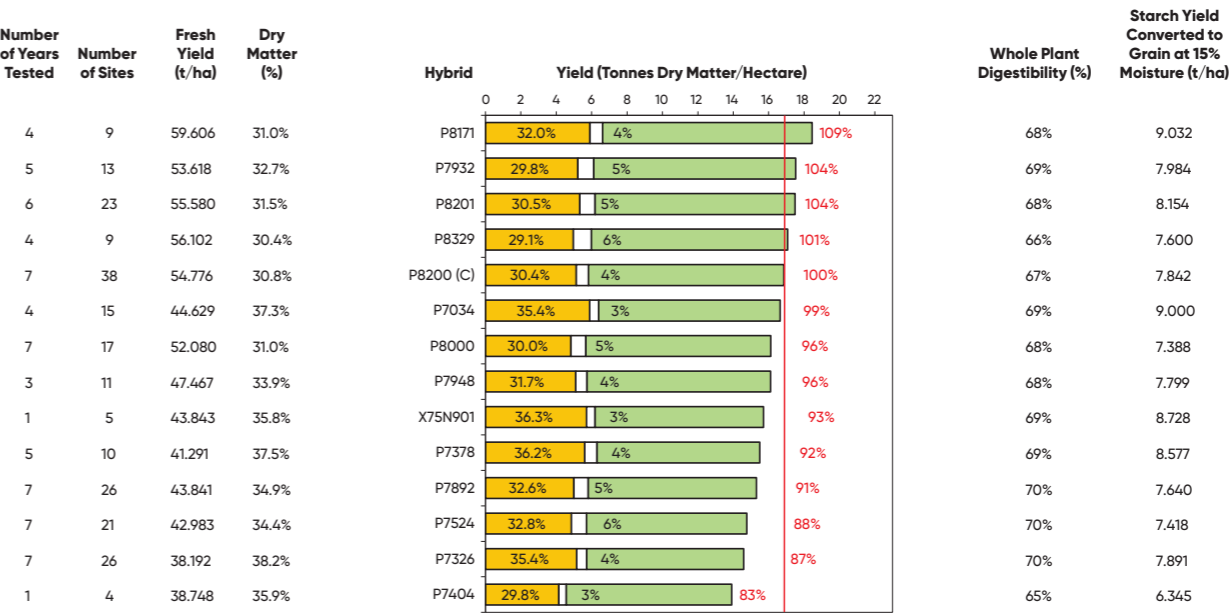
“A fundamental part of the Samco System is the use of maize hybrids that we know are suited for cultivation under film”, says Sam Shine of Samco. “Samco work closely with Pioneer and the PACTS trials to identify hybrids that respond significantly to the conditions that exist under the film and then learn how to manage them in the field.”

Samuel J. Shine.

For further details about the Samco System please contact Samco, Tuogh, Adare, County Limerick
Tel: 00 353 (0)61 396176, Website: www.samco.ie



Strip trials, whole plant forage, 2014 – 2020



Starch Yield & % Sugar Yield & % Stover Yield Relative Dry Matter Yield index (C=100%)

C = Control Hybrid = 100%; ** = Trade trade name following official registration

Selected multiple year paired comparisons

	No. Years Tested	No. Sites	Dry Matter (%)	Yield (Tonnes Dry Matter/ha)	Yield Index (%)	Wholeplant Organic Matter Digestibility (%)	Starch (%)	Sugar (%)	Megajoules Metabolisable Energy / Kg Dry Matter	Calculated Methane Production (litres/kg Dry Matter)	Calculated Methane Production (l/ha)	Pioneer Rumen Degradable Starch (%)	Pioneer Rumen Degradable Starch Yield (Tonnes Dry Matter/ha)
P8201	6	23	31.2%	16.834	103.7%	68.7%	30.3%	5.0%	11.4	311	5,260,630	85.0%	4.333
P8200 (C)			30.5%	16.227	100.0%	67.6%	30.2%	4.1%	11.2	307	4,984,174	76.0%	3.726
P7948	3	11	33.4%	14.549	95.5%	66.1%	31.1%	4.1%	10.9	304	4,414,082	88.2%	3.991
P8200 (C)			30.3%	15.230	100.0%	65.6%	29.9%	4.2%	10.9	302	4,604,896	76.0%	3.457
P8171	4	8	31.5%	18.024	102.4%	68.9%	32.6%	4.5%	11.4	314	5,653,224	89.1%	5.233
P8201			32.1%	17.610	100.0%	68.7%	31.6%	5.1%	11.4	313	5,506,265	85.0%	4.732
P7034	4	15	36.2%	14.794	98.7%	69.1%	35.1%	3.5%	11.4	313	4,625,909	85.8%	4.456
P8200 (C)			29.8%	14.984	100.0%	67.1%	30.2%	4.6%	11.1	306	4,597,882	68.3%	3.090
P8000	7	17	32.6%	16.987	95.6%	69.7%	32.2%	4.5%	11.5	313	5,322,484	77.1%	4.212
P8200 (C)			32.4%	17.767	100.0%	68.6%	32.6%	3.6%	11.4	310	5,496,383	68.3%	3.963
P7524	7	21	34.4%	14.630	87.6%	69.0%	31.8%	5.6%	11.4	313	4,583,104	-	-
P8200 (C)			30.8%	16.700	100.0%	66.4%	29.5%	4.0%	11.0	302	5,032,969	-	-
P7892	7	26	34.5%	14.908	90.8%	69.5%	32.0%	4.6%	11.5	314	4,687,242	-	-
P8200 (C)			30.4%	16.418	100.0%	66.4%	29.8%	3.5%	11.0	302	4,958,576	-	-
P7326	7	26	37.5%	14.144	86.5%	69.9%	35.0%	4.0%	11.6	316	4,471,870	79.1%	3.923
P8200 (C)			30.2%	16.349	100.0%	67.2%	30.1%	4.3%	11.1	306	5,000,466	68.3%	3.365
P7034	4	12	35.4%	14.080	87.3%	69.2%	34.6%	3.6%	11.5	314	4,420,215	85.8%	4.186
P8201			31.0%	16.120	100.0%	68.3%	30.2%	4.9%	11.3	311	5,039,999	77.3%	3.765
P7948	3	9	33.5%	14.521	89.1%	66.3%	31.2%	4.1%	11.0	304	4,414,193	88.2%	3.993
P8201			31.9%	16.298	100.0%	67.0%	30.5%	4.5%	11.1	307	5,020,869	85.0%	4.217
P7892	6	17	34.3%	15.113	92.0%	70.0%	32.4%	4.5%	11.6	316	4,785,239	-	-
P8201			31.2%	16.428	100.0%	68.2%	30.1%	4.4%	11.3	310	5,110,990	-	-

C = Control hybrid; * = Competitor hybrid; ** = Trade name following official registration





Nurture its future.

Leystar®


HERBICIDE

Leystar® controls broad-leaved weeds in forage maize*, grassland and cereals.

In fact, it's the only contact herbicide to contain three active ingredients – meaning it effectively delivers on a wide spectrum of problem weeds.

By nurturing your crops from the start, Leystar allows you to maximise your forage maize potential.

Talk to your advisor or find out more at corteva.co.uk



Chickweed Cleavers Corn Spurrey Forget-me-not Mayweeds Runch Shepherd's Purse Thistles Volunteer OSR

CORTEVA
agriscience

Discover more at corteva.co.uk
Technical Hotline: 0800 689 8899 E-mail: ukhotline@corteva.com

USE PLANT PROTECTION PRODUCTS SAFELY. Always read the label and product information before use. For further information including warning phrases and symbols refer to label.

Corteva Agriscience UK Limited, CPC2 Capital Park, Fulbourn, Cambridge CB21 5XE. Tel: 01462 457272.
*, ® Trademarks of Corteva Agriscience and its affiliated companies. © 2021 Corteva. Leystar® contains fluroxypyr, clopyralid and florasulam.
*Some AD plants may have restrictions on Leystar® use if digestate is used on certain crops or in green waste.

Introducing the M³ brand



Given the high feed quality provided by dent starch type maize hybrids, Pioneer plant breeders have been focused on developing just such hybrids so they are well adapted to cultivation in challenging maritime environments. This research resulted in the first sales in 2018 of P7034, a dent hybrid that has the early vigour and early flowering characteristics necessary for sowing in the UK and Ireland.

From 2021, any Pioneer dent type hybrid sold in the UK or Ireland that reaches a high rumen degradable starch content level along with a high yield stability will be described as an M³ hybrid. P7034 meets this criterion already and, as such, has been designated an M³ hybrid for the first time.

Ruminal degradation of dent starch is faster than that of flint starch, especially just after ensiling. The faster ruminal degradation rate of the starch found in P7034 can significantly aid feeding transition from old to new crop maize silage. To achieve this more effective transition P7034 should be clamped last and fed first. This sequencing ensures it will be fed ahead of any new crop silage that may have been made from a flint starch type hybrid with its associated lower level of rumen degradable starch.

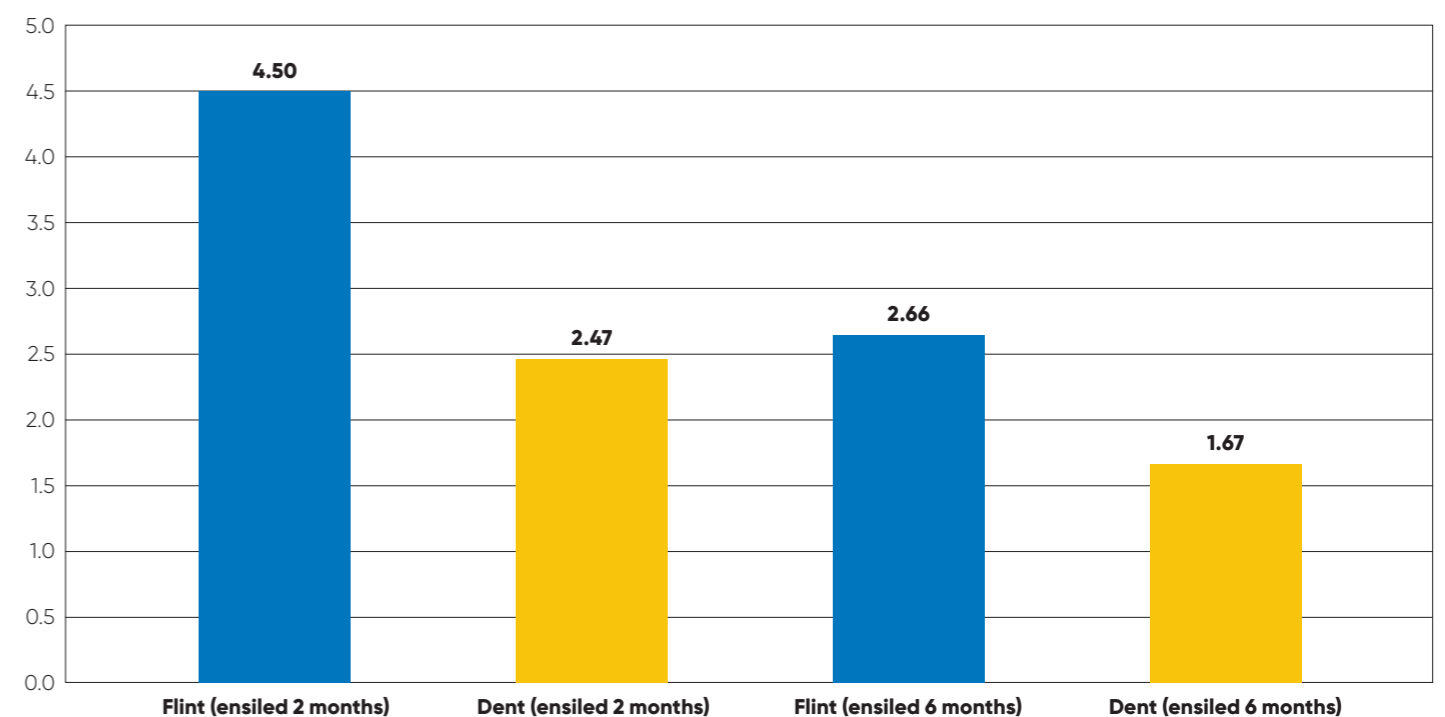
The M³ genetic type also allows greater harvesting flexibility because the dent starch remains degradable at an advanced stage of maturity. This flexibility gives P7034 the ability to generate high yields of digestible energy.

PACTS trials now include extensive testing for rumen degradable starch. These test results clearly show the advantages of a Pioneer M³ hybrid like P7034 through its high level of rumen degradable starch, its yield stability, and its consequent advantage in terms of rumen degradable starch yield.

Faecal starch comparison table

Faecal starch content by lactating cows fed flint or dent maize silage stored two to six months prior to feeding (genetic type P<0.01 and storage time P<0.01)

Faecal Starch, % DM



Source: 2015 French Dairy Trial, University of Lorraine
Laflotte, A, L. Aubry, B. mahanna and F. Owens. Proceedings 2016 JAM
Meeting Abstract 15902, Salt Lake City, July 2016

P7034

Very Early Maturity, FAO 180
Primary End Use: Forage,
Grain and Biogas



P7034 is a very early maturity hybrid with a dent grain texture. Pioneer classifies P7034 as an M³ hybrid. This classification highlights advantages associated with a dent starch type, high starch content and yield stability.

P7034 is the first Pioneer hybrid of this maturity that has dent type grain and it has been bred specifically for the cool maritime locations



found in the UK and Ireland. P7034 flowers early and produces silage with a very high starch content and starch yield. Dent type starch degrades at a significantly faster rate in the rumen than flint type starch. This is especially so just after ensiling before silage acids have a chance to degrade the protein that protects starch in flint type hybrids.

Due to its faster ruminal starch degradation rate, silage crops of P7034 should be clamped last and fed first thereby improving the feeding transition from any old to new crop maize silage.

Hybrid Characteristics

- Dent grain texture with fast ruminal starch degradability
- Very high whole plant digestibility
- Very high starch content
- Early flowering

Grown In The Open

- Widely adapted to all but the coldest maize growing areas of the UK and Ireland
- Ensile last and feed first

Grown Using The Samco System

- P7034 will produce silage of a very high starch content and a very high starch yield
- P7034 can be grown under film on favourable and less favourable sites. On less favourable sites it should be sown in the normal planting window

Hybrid Specific Agronomic Advice		
	Grown In The Open	Samco System
Early Vigour	Good	Good
Lodging Resistance ¹	8.2	
Eyespot Resistance Score ¹	5.4	
Stover Dry-Down Rate	Fast	Very Fast
Forage Seeding Rate ² (seeds/ha)	103,000 to 110,000	110,000
Film Penetration Ability ³	Not Applicable	Average ³

¹ Score on a 1- 9 scale where 9 = very resistant

² Assumes plant establishment losses of less than 5%

³ Film penetration varies with conditions and film. Trials conducted with Samco and Maizetech films

Tables ranked in order of decreasing rumen degradable starch yield; hybrids included were tested at a minimum of three locations in each region.

P7034

versus other selected hybrids tested for rumen degradable starch



Favourable PACTS Sites 2017-2020						
Hybrid	Dry Matter Content (%)	Starch Content (%)	Rumen Degradable Starch Analyses			
			Sites Tested	Years Tested	Pioneer Relative Rumen Degradable Starch Content (%)	Pioneer Relative Rumen Degradable Starch Yield; Tonnes Dry Matter / Hectare
P7034	41.7%	36.3%	16	3	83.6%	5.281
P7948	37.1%	32.3%	14	2	76.1%	4.881
P8201	34.0%	32.1%	8	2	79.2%	4.844
P7524	37.6%	32.5%	10	3	78.7%	4.662
X75R466	41.2%	34.2%	4	1	69.5%	4.597
asgaard*	40.1%	37.0%	4	1	69.4%	4.587
P7326	41.2%	35.0%	18	3	75.3%	4.409
P7892 (C)	38.7%	33.9%	18	3	72.6%	4.333
gatsby*	39.2%	35.0%	12	2	68.4%	4.219
ambition*	41.0%	35.7%	17	3	65.4%	4.090
autens kws*	41.8%	35.6%	13	2	64.2%	3.924
cito kws*	45.4%	39.7%	7	1	70.1%	3.872
P8200	33.2%	30.4%	3	1	68.8%	3.842
glory*	41.1%	35.2%	11	2	64.1%	3.813
avitus kws*	41.1%	35.3%	11	2	61.6%	3.668
agiraxx*	38.1%	35.0%	4	1	62.1%	3.636

Less Favourable PACTS Sites 2017-2020						
Hybrid	Dry Matter Content (%)	Starch Content (%)	Rumen Degradable Starch Analyses			
			Sites Tested	Years Tested	Pioneer Relative Rumen Degradable Starch Content (%)	Pioneer Relative Rumen Degradable Starch Yield; Tonnes Dry Matter / Hectare
P7034	38.5%	35.0%	19	3	88.7%	5.074
P7378	39.6%	34.1%	3	3	83.2%	4.623
P7326	39.2%	34.0%	22	3	81.3%	4.391
cito kws*	45.9%	40.1%	7	1	75.7%	4.182
P7524	34.9%	31.5%	10	3	79.1%	4.082
P7948	31.6%	28.1%	8	2	83.8%	4.065
avitus kws*	39.8%	35.8%	11	2	68.3%	3.961
ambition*	39.5%	35.2%	22	3	69.1%	3.829
autens kws*	39.0%	34.1%	8	1	67.9%	3.811
P7892 (C)	35.6%	31.0%	22	3	76.6%	3.776
glory*	39.8%	35.5%	19	3	69.0%	3.713
agiraxx*	37.2%	32.0%	7	1	61.3%	2.999

P7034
selected paired comparisons favourable sites



	No. Years Tested	No. Sites	Dry Matter (%)	Yield (Tonnes Dry Matter/ha)	Yield Index (%)	Wholeplant Organic Matter Digestibility (%)	Starch (%)	Sugar (%)	Megajoules Metabolisable Energy /Kg Dry Matter	Calculated Methane Production (litres/kg Dry Matter)	Calculated Methane Production (l/ha)	Pioneer Rumen Degradable Starch (%)	Pioneer Rumen Degradable Starch Yield (Tonnes Dry Matter/ha)
P7034	2	16	41.6%	17.254	104.8%	71.4%	37.1%	4.1%	11.8	321	5,524,583	83.3%	5.328
glory*			42.0%	16.470	100.0%	69.7%	36.5%	3.7%	11.5	316	5,198,781	64.8%	3.893
P7034	4	32	41.9%	17.362	99.7%	70.1%	36.2%	4.0%	11.6	315	5,464,661	83.9%	5.272
ambition*			40.9%	17.416	100.0%	69.8%	35.8%	3.9%	11.6	315	5,485,641	65.7%	4.094
P7034	2	15	44.2%	17.620	99.1%	67.7%	35.6%	3.7%	11.2	309	5,441,023	84.8%	5.322
gatsby*			40.6%	17.778	100.0%	69.2%	36.0%	3.8%	11.5	314	5,580,189	68.1%	4.352
P7034	1	8	44.3%	16.544	121.6%	66.3%	34.3%	3.2%	11.0	303	5,003,930	85.2%	4.831
cito kws*			45.5%	13.608	100.0%	70.6%	38.7%	2.7%	11.7	318	4,337,978	69.0%	3.636
P7034	2	18	43.4%	17.425	102.4%	67.9%	35.7%	3.8%	11.2	310	5,394,905	84.9%	5.273
autens kws*			42.7%	17.022	100.0%	68.2%	36.3%	2.8%	11.3	311	5,312,192	63.9%	3.947
P7034	4	34	41.7%	17.417	104.2%	70.2%	36.3%	4.0%	11.6	315	5,485,215	83.9%	5.299
P7326			41.2%	16.709	100.0%	68.9%	35.0%	4.3%	11.4	312	5,208,831	75.0%	4.392

P7034
selected paired comparisons less favourable sites



	No. Years Tested	No. Sites	Dry Matter (%)	Yield (Tonnes Dry Matter/ha)	Yield Index (%)	Wholeplant Organic Matter Digestibility (%)	Starch (%)	Sugar (%)	Megajoules Metabolisable Energy /Kg Dry Matter	Calculated Methane Production (litres/kg Dry Matter)	Calculated Methane Production (l/ha)	Pioneer Rumen Degradable Starch (%)	Pioneer Rumen Degradable Starch Yield (Tonnes Dry Matter/ha)
P7034	3	21	39.3%	15.981	108.0%	69.7%	35.4%	4.0%	11.5	315	5,034,023	88.3%	4.998
glory*			40.6%	14.793	100.0%	69.0%	35.0%	3.3%	11.4	313	4,646,978	68.0%	3.517
P7034	4	32	38.6%	16.334	104.1%	69.8%	34.6%	3.9%	11.5	314	5,127,945	88.2%	4.989
ambition*			39.6%	15.689	100.0%	70.2%	35.1%	3.8%	11.6	316	4,972,909	68.3%	3.763
P7034	1	8	35.9%	15.646	116.8%	68.6%	34.0%	4.7%	11.4	311	4,857,815	90.4%	4.808
cito kws*			42.3%	13.397	100.0%	69.7%	36.0%	3.4%	11.5	316	4,237,645	74.9%	3.617
P7034	2	9	38.9%	15.652	99.0%	67.8%	33.5%	4.3%	11.2	310	4,868,362	93.4%	4.897
autens kws*			40.3%	15.811	100.0%	66.7%	33.6%	2.9%	11.0	308	4,903,584	71.8%	3.821
P7034	4	33	38.6%	16.169	102.7%	70.0%	35.0%	3.9%	11.6	315	5,085,454	88.2%	4.991
P7326			39.3%	15.741	100.0%	69.5%	33.9%	4.4%	11.5	314	4,942,839	81.1%	4.333

C = Control Hybrid; * = Competitor Hybrid

These results confirm the dent type hybrid P7034 is both fully adapted to typical UK conditions and has produced high dry matter content silage with a very high content of highly ruminal degradable starch.



P7034
For high production livestock farmers.
First very early maturity M³ Pioneer
hybrid with dent like grain texture.

P7326

Extra Early Maturity, FAO 180
Primary End Use: Forage,
Biogas and Grain

P7326 was the biggest selling maize hybrid in the UK in 2020 (source: Kynetec, Amis® Seed)

PACTS results show P7326 is clearly an obvious choice for growers who are seeking a hybrid that will reach 30% dry matter quickly and produce good yields of high starch content silage. P7326 has shown a high degree of adaptation to cultivation on less favourable locations where heat is often limiting. It is also suited to favourable locations wherever an early harvest is required. P7326 has demonstrated very good early vigour.



Hybrid Characteristics

- Fastest Pioneer hybrid to reach 30% dry matter
- Tall hybrid for such an early maturity
- Very good early vigour
- High starch content silage with good whole plant digestibility

Grown In The Open

- On both favourable and less favourable sites
- Where early vigour and rapid early growth is important
- For production of dry grain or grain for crimping on all but marginal sites

Grown Using The Samco System

- High comparative dry matter yields on the coldest sites e.g. sites in Northern Ireland and south west Scotland
- High starch yields for this maturity
- On more favourable locations when sowing is delayed



Hybrid Specific Agronomic Advice		
	Grown In The Open	Samco System
Early Vigour	Very Good	Very Good
Lodging Resistance ¹	8.2	
Eyespot Resistance Score ¹	6.2	
Stover Dry-Down Rate	Fast	Very Fast
Forage Seeding Rate ² (seeds/ha)	103,000 to 110,000	110,000
Film Penetration Ability ³	Not Applicable	Good ³

¹ Score on a 1- 9 scale where 9 = very resistant
² Assumes plant establishment losses of less than 5%
³ Film penetration varies with conditions and film. Trials conducted with Samco and Maizetech films

P7326

hybrids ranked by highest dry matter content PACTS® trials, 2017-2020

Less Favourable Sites			
Hybrid	Dry Matter Content at Harvest (%)	No. of Years	No. of Sites
augustus kws*	45.8	1	7
cito kws*	45.4	1	8
autens kws*	41.8	2	18
P7034	41.7	4	34
P7326	41.2	4	34
avitus kws*	41.1	2	14
glory*	41.1	2	16
ambition*	41.0	4	32
P7378	40.5	3	18
asgaard*	40.1	2	14
gatsby*	39.2	2	15
P7892 (C)	38.7	4	34
agiraxx*	38.1	2	14
P7524	37.6	4	32
P7948	37.1	3	18
P8201	34.0	4	27
P8200	33.2	4	31
P8329	32.6	1	3
P8171	31.2	2	9

P7326 selected paired comparisons less favourable sites

	No. Years Tested	No. Sites	Dry Matter (%)	Yield (Tonnes Dry Matter/ha)	Yield Index (%)	Wholeplant Organic Matter Digestibility (%)	Starch (%)	Sugar (%)	Megajoules Metabolisable Energy /Kg Dry Matter	Calculated Methane Production (litres/kg Dry Matter)	Calculated Methane Production (l/ha)	Pioneer Rumen Degradable Starch (%)	Pioneer Rumen Degradable Starch Yield (Tonnes Dry Matter/ha)
P7326	3	21	40.0%	15.687	106.0%	69.0%	33.9%	4.4%	11.4	313	4,924,623	80.5%	4.285
glory*			40.6%	14.793	100.0%	69.0%	35.0%	3.1%	11.4	313	4,646,978	68.5%	3.545
P7326	4	32	39.4%	15.897	101.3%	69.3%	33.8%	4.5%	11.5	313	4,986,744	81.3%	4.367
ambition*			39.6%	15.689	100.0%	70.2%	35.1%	3.8%	11.6	316	4,972,909	69.1%	3.805
P7326	1	8	36.5%	15.338	114.5%	67.5%	31.9%	5.3%	11.2	308	4,728,297	82.6%	4.037
cito kws*			42.3%	13.397	100.0%	69.7%	36.0%	3.4%	11.5	316	4,237,645	77.5%	3.739
P7326	4	33	39.3%	15.741	100.1%	69.5%	33.9%	4.3%	11.5	314	4,942,839	81.3%	4.340
P7892 (C)			35.6%	15.720	100.0%	68.9%	31.0%	5.0%	11.4	312	4,914,590	76.6%	3.732
P7326	4	33	39.3%	15.741	100.0%	69.5%	33.9%	4.4%	11.5	314	4,942,839	81.1%	4.333
P7034			38.6%	16.169	102.7%	70.0%	35.0%	3.9%	11.6	315	5,085,454	88.2%	4.991
P7326	4	18	39.4%	15.242	100.0%	70.4%	35.1%	3.6%	11.6	316	4,813,778	78.1%	4.182
P7378			38.9%	15.473	101.5%	69.9%	34.3%	4.0%	11.6	315	4,865,705	76.8%	4.079
P7326	4	30	39.8%	15.789	100.0%	69.5%	33.9%	4.5%	11.5	314	4,959,260	81.6%	4.369
P7524			35.6%	16.328	103.4%	68.5%	31.5%	6.0%	11.3	311	5,084,976	79.2%	4.068

C = Control Hybrid; * = Competitor Hybrid

P7524

Early Maturity, FAO 200
Primary End Use: Forage and Biogas

P7524 is a striking early maturity hybrid which combines very good early vigour with a tall growth habit. P7524 has given very high dry matter yields of good starch content.



It will suit growers seeking to produce a large quantity of early to mature silage, and also those aiming to maximise biogas production. P7524 has a notable level of resistance to Eyespot (*Aureobasibium zeae*).

Hybrid Characteristics

- Tall, large stature
- Very good early vigour
- Good comparative resistance to Eyespot (*Aureobasibium zeae*)

Grown In The Open

- On good to favourable sites where higher dry matter yields are sought

Grown Using The Samco System

- On less favourable sites in the UK
- On good sites in southern and midland counties of Ireland, along with favourable, sheltered sites in more northerly counties.

Hybrid Specific Agronomic Advice		
	Grown In The Open	Samco System
Early Vigour	Very Good	Very Good
Lodging Resistance ¹	8.3	
Eyespot Resistance Score ¹	7.6	
Stover Dry-Down Rate	Moderate	Fast
Forage Seeding Rate ² (seeds/ha)	93,000 – 103,000	98,000 – 103,000
Film Penetration Ability ³	Not Applicable	Good

¹ Score on a 1- 9 scale where 9 = very resistant
² Assumes plant establishment losses of less than 5%
³ Film penetration varies with conditions and film. Trials conducted with Samco and Maizetech films

P7524 selected paired comparisons favourable sites

	No. Years Tested	No. Sites	Dry Matter (%)	Yield (Tonnes Dry Matter/ha)	Yield Index (%)	Wholeplant Organic Matter Digestibility (%)	Starch (%)	Sugar (%)	Megajoules Metabolisable Energy /Kg Dry Matter	Calculated Methane Production (litres/kg Dry Matter)	Calculated Methane Production (l/ha)	Pioneer Rumen Degradable Starch (%)	Pioneer Rumen Degradable Starch Yield (Tonnes Dry Matter/ha)
P7524	4	30	37.6%	18.063	103.7%	68.2%	32.6%	5.5%	11.3	310	5,609,179	75.2%	4,429
ambition*			40.9%	17.426	100.0%	69.9%	35.8%	3.9%	11.6	315	5,492,481	65.1%	4,066
P7524	2	14	39.3%	18.386	103.9%	67.7%	33.2%	5.4%	11.2	310	5,702,565	75.5%	4,602
gatsby*			40.4%	17.701	100.0%	69.5%	36.0%	4.0%	11.5	315	5,572,416	67.7%	4,319
P7524	4	32	37.6%	18.217	103.5%	68.3%	32.6%	5.6%	11.3	310	5,661,748	75.3%	4,477
P7892 (C)			38.7%	17.597	100.0%	69.5%	34.0%	4.5%	11.5	313	5,513,385	69.5%	4,161
P7524	4	32	37.6%	18.217	104.6%	68.3%	32.6%	5.6%	11.3	310	5,661,748	75.1%	4,464
P7034			41.6%	17.416	100.0%	70.5%	36.4%	4.1%	11.7	316	5,497,788	82.8%	5,243

C = Control Hybrid; * = Competitor Hybrid



P7524
Large stature hybrid with very good early vigour. High dry matter yields for this maturity.

P7892

Early Maturity, FAO 200
Primary End Use: Forage and Biogas

P7892 is a very early maturity and well proven hybrid launched in 2012. It is the designated Control hybrid for the PACTS trials due to the consistency it has shown to many different types of locations.

P7892 has very good early vigour and no major agronomic weaknesses. Growers planting in the open and looking for high yields with good reliability often choose P7892. Those growing under film in cold locations, or planting late, have also found it to be a successful choice.

Hybrid Characteristics

- Large stature hybrid
- Very good early vigour
- Very fast stover dry down at maturity

Grown In The Open

- Suitable for favourable sites or less favourable sites with light soil

Grown Using The Samco System

- In the least favourable locations e.g. Northern Ireland, South West Scotland and West Wales providing it is planted during the normal sowing period
- On other warmer sites when planting is delayed



Hybrid Specific Agronomic Advice		
	Grown In The Open	Samco System
Early Vigour	Very Good	Very Good
Lodging Resistance ¹	8.3	
Eyespot Resistance Score ¹	6.3	
Stover Dry-Down Rate	Very Fast	Very Fast
Forage Seeding Rate ² (seeds/ha)	103,000 - 110,000	110,000
Film Penetration Ability ³	Not Applicable	Good

¹ Score on a 1- 9 scale where 9 = very resistant
² Assumes plant establishment losses of less than 5%
³ Film penetration varies with conditions and film. Trials conducted with Samco and Maizetech films

P7892

selected paired comparisons favourable sites

	No. Years Tested	No. Sites	Dry Matter (%)	Yield (Tonnes Dry Matter/ha)	Yield Index (%)	Wholeplant Organic Matter Digestibility (%)	Starch (%)	Sugar (%)	Megajoules Metabolisable Energy /Kg Dry Matter	Calculated Methane Production (litres/kg Dry Matter)	Calculated Methane Production (l/ha)	Pioneer Rumen Degradable Starch (%)	Pioneer Rumen Degradable Starch Yield (Tonnes Dry Matter/ha)
P7892 (C)	2	16	39.5%	17.166	104.2%	69.8%	35.1%	4.4%	11.6	317	5,435,190	73.5%	4,424
glory*			42.0%	16.470	100.0%	69.7%	36.5%	3.7%	11.5	316	5,198,781	64.8%	3.893
P7892 (C)	4	32	38.6%	17.513	100.6%	69.2%	33.9%	4.4%	11.5	312	5,473,607	72.8%	4.327
ambition*			40.9%	17.416	100.0%	69.8%	35.8%	3.9%	11.6	315	5,485,641	65.6%	4.084
P7892 (C)	2	15	40.1%	17.732	99.7%	68.5%	34.9%	4.0%	11.3	311	5,522,070	72.2%	4,465
gatsby*			40.6%	17.778	100.0%	69.2%	36.0%	3.8%	11.5	314	5,580,189	68.0%	4,347
P7892 (C)	2	18	39.6%	17.454	102.5%	68.5%	34.6%	4.1%	11.3	312	5,439,682	72.6%	4,385
autens kws*			42.7%	17.022	100.0%	68.2%	36.3%	2.8%	11.3	311	5,312,192	64.2%	3,970
P7892 (C)	4	34	38.7%	17.601	105.3%	69.2%	33.9%	4.4%	11.5	313	5,501,588	72.6%	4,333
P7326			41.2%	16.709	100.0%	68.9%	35.0%	4.3%	11.4	312	5,208,831	75.3%	4,409
P7892 (C)	4	34	38.7%	17.601	101.1%	69.2%	33.9%	4.4%	11.5	313	5,501,588	72.8%	4,348
P7034			41.7%	17.417	100.0%	70.2%	36.3%	4.0%	11.6	315	5,485,215	83.9%	5,299

P7892

selected paired comparisons Samco System sites

	No. Years Tested	No. Sites	Dry Matter (%)	Yield (Tonnes Dry Matter/ha)	Yield Index (%)	Wholeplant Organic Matter Digestibility (%)	Starch (%)	Sugar (%)	Megajoules Metabolisable Energy /Kg Dry Matter	Calculated Methane Production (litres/kg Dry Matter)	Calculated Methane Production (l/ha)	Pioneer Rumen Degradable Starch (%)	Pioneer Rumen Degradable Starch Yield (Tonnes Dry Matter/ha)
P7892	7	26	34.5%	14.908	90.8%	69.5%	32.0%	4.6%	11.5	314	4,687,242	-	-
P8200 (C)			30.4%	16.418	100.0%	66.4%	29.8%	3.5%	11.0	302	4,958,576	-	-
P7892	6	17	34.3%	15.113	92.0%	70.0%	32.4%	4.5%	11.6	316	4,785,239	-	-
P8201			31.2%	16.428	100.0%	68.2%	30.1%	4.4%	11.3	310	5,110,990	-	-
P7892	4	14	34.5%	14.381	96.9%	69.9%	33.4%	5.1%	11.6	317	4,568,480	-	-
P7034			36.7%	14.846	100.0%	69.4%	35.9%	3.3%	11.5	314	4,655,424	-	-

C = Control Hybrid; * = Competitor Hybrid

P7948

Early Maturity, FAO 230

Primary End Use: Forage, Biogas and Grain

P7948 was launched very successfully in 2019. It is a hybrid suitable for sowing on favourable sites in the open and the best less favourable locations under film providing it is sown within the normal planting period. P7948 is a multi-purpose hybrid having given high yields of quality forage suitable for livestock and biogas production along with high yields of grain when combined.

P7948 has been tested on 18 favourable forage PACTS sites sown in the open over three years and has given exceptional yields for its maturity. The dry matter yield of P7948 measured over this period was 12.8% higher than the Control hybrid P7892 with a dry matter content only 1.6% lower.

P7948 combines very good standing power with very good resistance to eyespot and its plant stature is often particularly large when grown in the open. P7948 has been tested under film on 11 sites over three years and it has given a high silage yield, only 4% below P8200, but with a dry matter content 3.1% higher.

P7948 holds top place in PACTS trials for predicted gas production on favourable sites in the open and it holds top position for grain yield in the PACTS multiple year grain results summary.

Hybrid Characteristics

- Large stature hybrid
- Very good standing ability
- Very good resistance to eyespot and fusarium

Grown In The Open

- P7948 is suitable for cultivation on favourable sites

Grown Using The Samco System

- P7948 can be sown on favourable sites providing it is sown in the normal planting period
- P7948 can be sown on less favourable sites, except for those in more northerly counties in the UK and Ireland and where sowing is delayed



Hybrid Specific Agronomic Advice		
	Grown In The Open	Samco System
Early Vigour	Good	Good
Lodging Resistance ¹	8.3	
Eyespot Resistance Score ¹	–	
Stover Dry-Down Rate	Moderate	Good
Forage Seeding Rate ² (seeds/ha)	98,000 to 103,000	103,000
Film Penetration Ability ³	Not Applicable	Good ³

¹ Score on a 1– 9 scale where 9 = very resistant
² Assumes plant establishment losses of less than 5%
³ Film penetration varies with conditions and film. Trials conducted with Samco and Maizetech films

P7948

selected paired comparisons favourable sites

	No. Years Tested	No. Sites	Dry Matter (%)	Yield (Tonnes Dry Matter/ha)	Yield Index (%)	Wholeplant Organic Matter Digestibility (%)	Starch (%)	Sugar (%)	Megajoules Metabolisable Energy /Kg Dry Matter	Calculated Methane Production (litres/kg Dry Matter)	Calculated Methane Production (l/ha)	Pioneer Rumen Degradable Starch (%)	Pioneer Rumen Degradable Starch Yield (Tonnes Dry Matter/ha)
P7948	3	18	38.5%	19.843	113.6%	67.6%	33.3%	4.3%	11.2	307	6,092,807	76.5%	5.056
ambition*			42.1%	17.465	100.0%	69.3%	36.1%	3.8%	11.5	314	5,495,842	66.5%	4.192
P7948	2	15	38.5%	20.232	113.8%	67.8%	33.9%	4.2%	11.2	308	6,225,366	75.9%	5.201
gatsby*			40.6%	17.778	100.0%	69.2%	36.0%	3.8%	11.5	314	5,580,189	68.0%	4.347
P7948	3	17	37.9%	19.960	115.9%	67.6%	33.3%	4.4%	11.2	307	6,132,640	76.5%	5.093
autens kws*			42.8%	17.229	100.0%	68.1%	36.3%	2.8%	11.3	311	5,371,467	64.2%	4.021
P7948	3	18	38.5%	19.843	112.8%	67.6%	33.3%	4.3%	11.2	307	6,092,807	75.8%	5.007
P7892 (C)			40.1%	17.597	100.0%	68.5%	34.9%	4.0%	11.3	312	5,485,291	72.3%	4.445
P7948	3	16	38.6%	19.894	100.0%	68.0%	34.3%	3.9%	11.3	309	6,023,919	73.6%	5.030
P7524			39.0%	18.143	91.2%	66.8%	32.8%	5.3%	11.1	307	5,631,124	76.4%	4.539
P7948	3	17	38.9%	19.966	100.0%	67.8%	33.8%	4.2%	11.2	308	6,144,015	74.5%	5.033
P8200			34.8%	18.913	94.7%	65.6%	31.2%	4.2%	10.9	301	5,696,089	65.7%	3.873
P7948	3	16	38.6%	19.894	100.0%	68.0%	34.3%	3.9%	11.3	309	6,023,919	74.2%	5.070
P8201			35.1%	19.305	97.0%	68.4%	34.4%	4.7%	11.3	312	6,156,846	80.3%	5.340

P7948

selected paired comparisons Samco System Sites

	No. Years Tested	No. Sites	Dry Matter (%)	Yield (Tonnes Dry Matter/ha)	Yield Index (%)	Wholeplant Organic Matter Digestibility (%)	Starch (%)	Sugar (%)	Megajoules Metabolisable Energy /Kg Dry Matter	Calculated Methane Production (litres/kg Dry Matter)	Calculated Methane Production (l/ha)	Pioneer Rumen Degradable Starch (%)	Pioneer Rumen Degradable Starch Yield (Tonnes Dry Matter/ha)
P7948	3	11	33.4%	14.549	95.5%	66.1%	31.1%	4.1%	10.9	304	4,414,082	88.2%	3.991
P8200 (C)			30.3%	15.230	100.0%	65.6%	29.9%	4.2%	10.9	302	4,604,896	76.0%	3.457
P7948	3	9	33.5%	14.521	89.1%	66.3%	31.2%	4.1%	11.0	304	4,414,193	88.2%	3.993
P8201			31.9%	16.298	100.0%	67.0%	30.5%	4.5%	11.1	307	5,020,869	85.0%	4.217
P7948	3	6	34.2%	15.692	89.8%	65.3%	31.5%	2.9%	10.8	301	4,714,480	–	–
P7932			33.8%	17.473	100.0%	67.6%	30.0%	4.4%	11.2	309	5,392,775	–	–

C = Control Hybrid; * = Competitor Hybrid

P8200

Intermediate Maturity, FAO 230
Primary End Use: Forage

P8200 is a tall, large stature, intermediate maturity hybrid ideally suited to cultivation on a wide range of sites under film. It is also suitable for sowing on favourable sites in the open. P8200 has given very high dry matter yields of silage with good starch content. A key feature of P8200 is that the stover dries down quickly once it reaches physiological maturity. P8200 has shown performance consistency in the UK and Ireland over the last 5 years.

Hybrid Characteristics

- Tall, large stature hybrid
- Usually double cobs when grown under film

Grown In The Open

- On favourable locations

Grown Using The Samco System

- On all but the least favourable sites in UK and Ireland
- Switch to an earlier hybrid if planting is delayed past second week in May



Hybrid Specific Agronomic Advice		
	Grown In The Open	Samco System
Early Vigour	Good	Good
Lodging Resistance ¹	7.8	
Eyespot Resistance Score ¹	8.6	
Stover Dry-Down Rate	Moderate	Fast
Forage Seeding Rate ² (seeds/ha)	98,000	98,000 – 103,000
Film Penetration Ability ³	Not Applicable	Good

¹ Score on a 1 – 9 scale where 9 = very resistant
² Assumes plant establishment losses of less than 5%
³ Film penetration varies with conditions and film. Trials conducted with Samco and Maizetech films

P8200 paired Samco sites

	No. Years Tested	No. Sites	Dry Matter (%)	Yield (Tonnes Dry Matter/ha)	Yield Index (%)	Wholeplant Organic Matter Digestibility (%)	Starch (%)	Sugar (%)	Megajoules Metabolisable Energy /Kg Dry Matter	Calculated Methane Production (litres/kg Dry Matter)	Calculated Methane Production (l/ha)	Pioneer Rumen Degradable Starch (%)	Pioneer Rumen Degradable Starch Yield (Tonnes Dry Matter/ha)
P7932	5	13	33.5%	17.368	103.9%	69.1%	30.2%	4.5%	11.4	313	5,427,826	–	–
P8200 (C)			31.6%	16.711	100.0%	67.2%	30.9%	3.6%	11.1	305	5,102,599	–	–
P7524	7	21	34.4%	14.630	87.6%	69.0%	31.8%	5.6%	11.4	313	4,583,104	–	–
P8200 (C)			30.8%	16.700	100.0%	66.4%	29.5%	4.0%	11.0	302	5,032,969	–	–
P7892	7	26	34.5%	14.908	90.8%	69.5%	32.0%	4.6%	11.5	314	4,687,242	–	–
P8200 (C)			30.4%	16.418	100.0%	66.4%	29.8%	3.5%	11.0	302	4,958,576	–	–
P7948	3	11	33.4%	14.549	95.5%	66.1%	31.1%	4.1%	10.9	304	4,414,082	88.2%	3.991
P8200 (C)			30.3%	15.230	100.0%	65.6%	29.9%	4.2%	10.9	302	4,604,896	76.0%	3.457
P7326	7	26	37.5%	14.144	86.5%	69.9%	35.0%	4.0%	11.6	316	4,471,870	79.1%	3.923
P8200 (C)			30.2%	16.349	100.0%	67.2%	30.1%	4.3%	11.1	306	5,000,466	68.3%	3.365
P8171	4	9	31.4%	17.560	109.5%	69.0%	32.6%	4.3%	11.4	313	5,505,758	89.1%	5.101
P8200 (C)			31.2%	16.041	100.0%	68.1%	31.0%	4.6%	11.3	309	4,947,212	76.0%	3.776

C = Control Hybrid; * = Competitor Hybrid

P8201

Intermediate Maturity, FAO 230
Primary End Use: Forage and Biogas

P8201 has given extremely high dry matter yields when grown under film on good to favourable sites in the UK and Ireland. It has also given very high yields when grown on the most favourable sites in the open in England.

This very tall large stature hybrid produces silage of a good starch content. P8201 has a dent like starch type and generates high yields of rumen degradable starch. P8201 penetrates film easily.

Hybrid Characteristics

- Very tall, large stature, forage hybrid
- Very good early vigour and good standing power
- Very high dry matter yields, good starch contents for such a yield

Grown In The Open

- Only on the most favourable sites in the UK and Ireland

Grown Using The Samco System

- Suitable for good to favourable locations under film
- Plant in the normal sowing period

Hybrid Specific Agronomic Advice		
	Grown In The Open	Samco System
Early Vigour	Very Good	Very Good
Lodging Resistance ¹	8.1	
Eyespot Resistance Score ¹	6.5	
Stover Dry-Down Rate	Moderate	Fast
Forage Seeding Rate ² (seeds/ha)	98,000	98,000 – 103,000
Film Penetration Ability ³	Not Applicable	Very Good

¹ Score on a 1– 9 scale where 9 = very resistant
² Assumes plant establishment losses of less than 5%
³ Film penetration varies with conditions and film. Trials conducted with Samco and Maizetech films

P8201 paired Samco sites

	No. Years Tested	No. Sites	Dry Matter (%)	Yield (Tonnes Dry Matter/ha)	Yield Index (%)	Wholeplant Organic Matter Digestibility (%)	Starch (%)	Sugar (%)	Megajoules Metabolisable Energy /Kg Dry Matter	Calculated Methane Production (litres/kg Dry Matter)	Calculated Methane Production (l/ha)	Pioneer Rumen Degradable Starch (%)	Pioneer Rumen Degradable Starch Yield (Tonnes Dry Matter/ha)
P7034	4	12	35.4%	14.080	87.3%	69.2%	34.6%	3.6%	11.5	314	4,420,215	85.8%	4.186
P8201			31.0%	16.120	100.0%	68.3%	30.2%	4.9%	11.3	311	5,039,999	77.3%	3.765
P8000	6	11	32.0%	15.756	86.6%	68.8%	29.6%	4.9%	11.4	310	4,888,607	77.1%	3.591
P8201			32.5%	18.185	100.0%	71.0%	32.9%	4.9%	11.8	318	5,799,676	77.3%	4.627
P7524	6	11	34.6%	14.239	85.9%	70.2%	32.5%	5.3%	11.6	317	4,519,656	–	–
P8201			32.4%	16.580	100.0%	70.0%	32.2%	4.4%	11.6	316	5,239,573	–	–
P7892	6	17	34.3%	15.113	92.0%	70.0%	32.4%	4.5%	11.6	316	4,785,239	–	–
P8201			31.2%	16.428	100.0%	68.2%	30.1%	4.4%	11.3	310	5,110,990	–	–
P7948	3	9	33.5%	14.521	89.1%	66.3%	31.2%	4.1%	11.0	304	4,414,193	88.2%	3.993
P8201			31.9%	16.298	100.0%	67.0%	30.5%	4.5%	11.1	307	5,020,869	85.0%	4.217
P8171	4	8	31.5%	18.024	102.4%	68.9%	32.6%	4.5%	11.4	314	5,653,224	89.1%	5.233
P8201			32.1%	17.610	100.0%	68.7%	31.6%	5.1%	11.4	313	5,506,265	85.0%	4.732

C = Control Hybrid; * = Competitor Hybrid



P8201
Very high dry matter yields, good starch content and rumen degradability. For very favourable sites or planting using the Samco System*.

P8000

Late Maturity, FAO 230
Primary End Use: Forage and Grain

P8000 is a stiff strawed late maturing hybrid that has given good yields of high starch silage and grain in favourable growing situations and when grown under film.

Hybrid Characteristics

- Tall
- Stiff strawed
- Suitable as a late maturity grain hybrid

Grown In The Open

- Favourable sites in the UK

Grown Using The Samco System

- Suitable for good to favourable locations under film in the UK and Ireland
- Plant in the normal sowing period



Hybrid Specific Agronomic Advice		
	Grown In The Open	Samco System
Early Vigour	Average	Good
Lodging Resistance ¹	8.2	
Eyespot Resistance Score ¹	8.6	
Stover Dry-Down Rate	Moderate	Good
Forage Seeding Rate ² (seeds/ha)	98,000	98,000
Film Penetration Ability ³	Not Applicable	Very Good

P8171

Very Late Maturity, FAO 250
Primary End Use: Forage and Biogas

P8171 is a very late maturing hybrid with a very high yield potential. P8171 should be grown only under the most favourable sites in the open where an early harvest is not required. P8171 can be grown under film on favourable sites.

Hybrid Characteristics

- Very tall, large stature forage hybrid
- Very high dry matter yields

Grown In The Open

- Only on the most favourable sites in the UK

Grown Using The Samco System

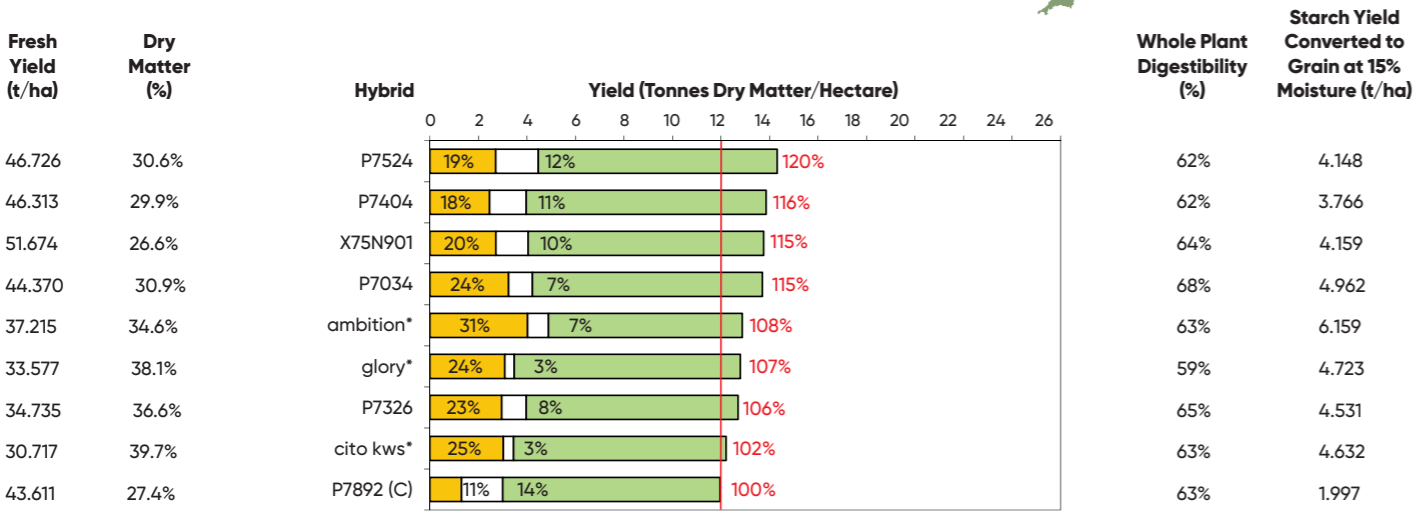
- Suitable for favourable locations under film
- Do not sow if planting has been delayed



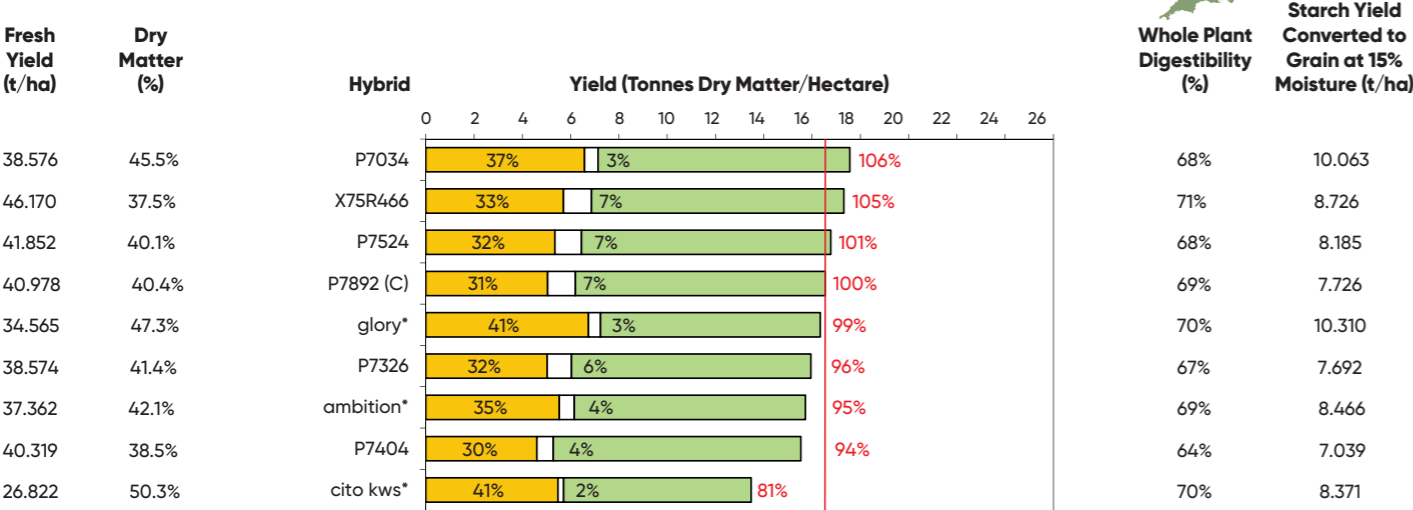
Hybrid Specific Agronomic Advice		
	Grown In The Open	Samco System
Early Vigour	Good	Good
Lodging Resistance ¹	7.8	
Eyespot Resistance Score ¹	Not Available	
Stover Dry-Down Rate	Slow	Moderate
Forage Seeding Rate ² (seeds/ha)	98,000	98,000
Film Penetration Ability ³	Not Applicable	Good

¹ Score on a 1- 9 scale where 9 = very resistant
² Assumes plant establishment losses of less than 5%
³ Film penetration varies with conditions and film. Trials conducted with Samco and Maizetech films

Keith Blenkiron, North Yorkshire



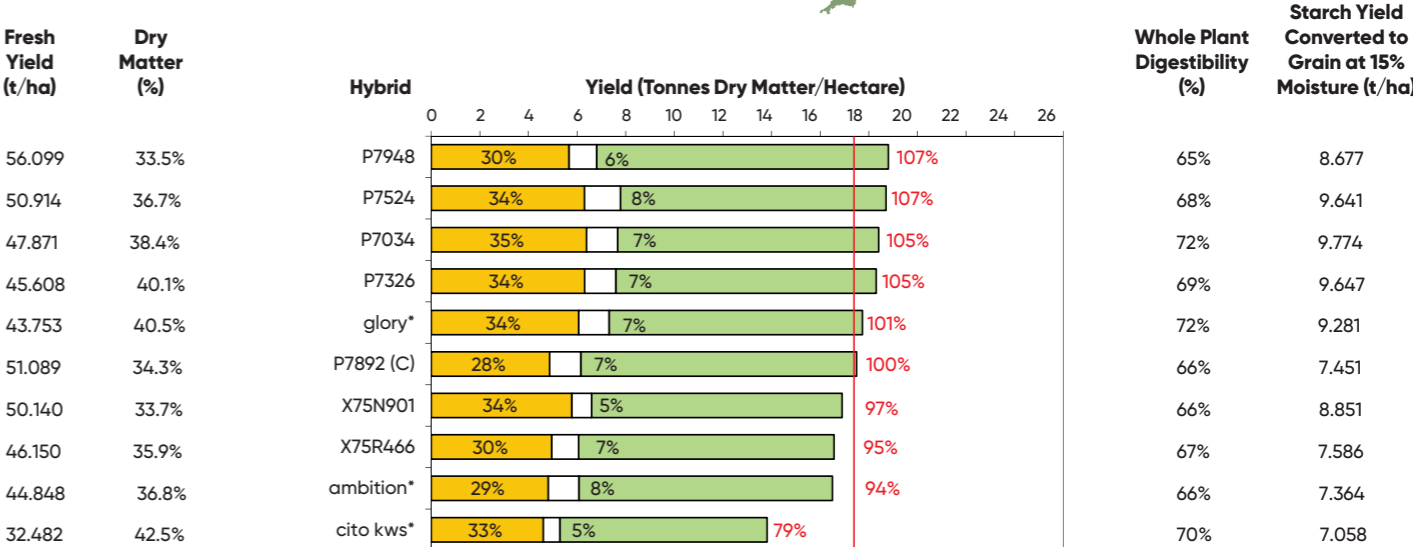
Clayton Farm Partnership, Cheshire



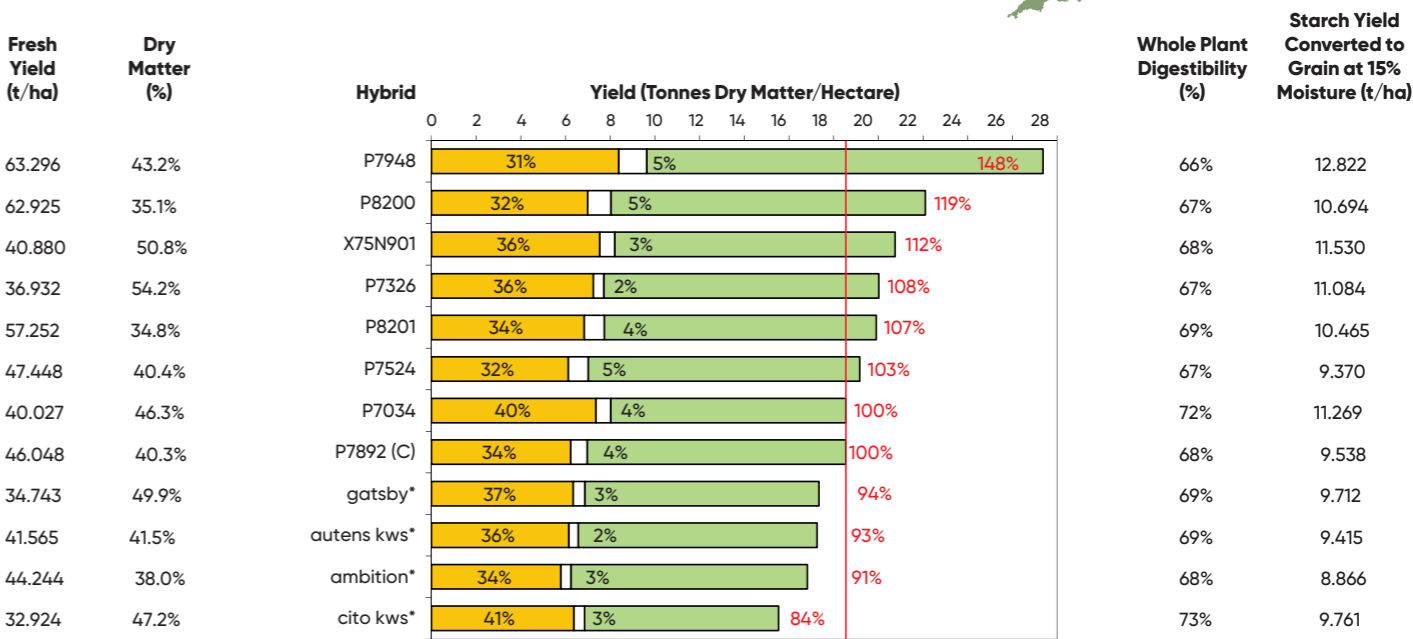
Starch Yield & % Sugar Yield & % Stover Yield Relative Dry Matter Yield index (C=100%)

C = Control Hybrid; * = Competitor Hybrid, ** = Hybrid trade name following official registration

Tim Russon, Lincolnshire



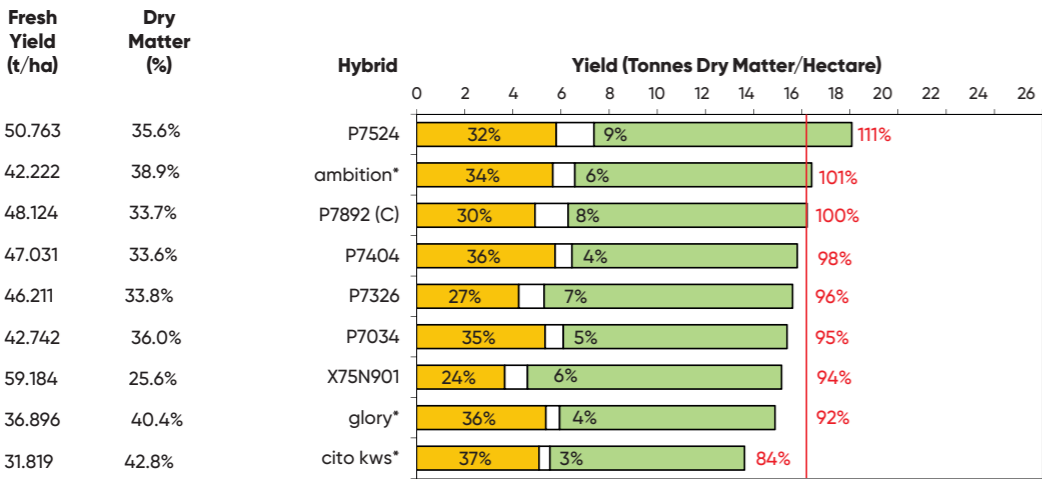
Severn Trent, Nottinghamshire



Starch Yield & % Sugar Yield & % Stover Yield Relative Dry Matter Yield index (C=100%)


C = Control Hybrid; * = Competitor Hybrid, ** = Hybrid trade name following official registration

Glyn Jones, Denbighshire



Whole Plant Digestibility (%)	Starch Yield Converted to Grain at 15% Moisture (t/ha)
71%	8.882
70%	8.658
70%	7.531
69%	8.808
66%	6.497
70%	8.175
61%	5.611
69%	8.218
71%	7.786

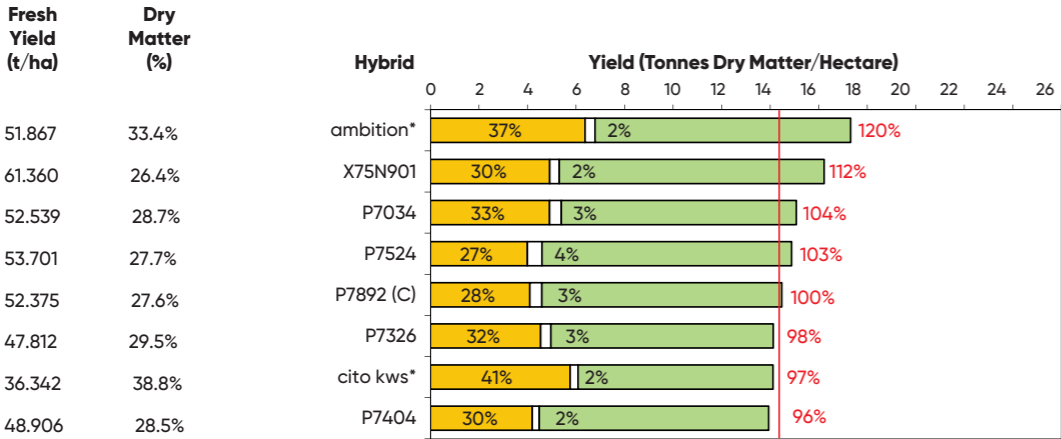
Neville Kirkham, Leicestershire



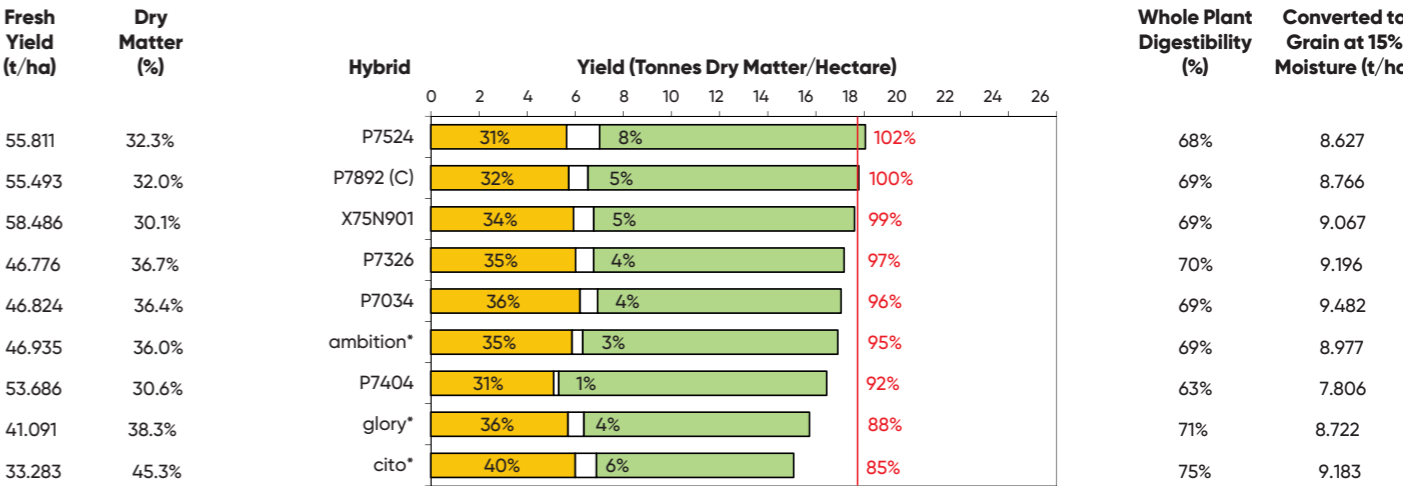
David Garlick, Herefordshire



Gareth Powell, Powys



Whole Plant Digestibility (%)	Starch Yield Converted to Grain at 15% Moisture (t/ha)
72%	9.749
66%	7.521
67%	7.516
62%	6.115
66%	6.267
67%	6.951
73%	8.805
67%	6.418



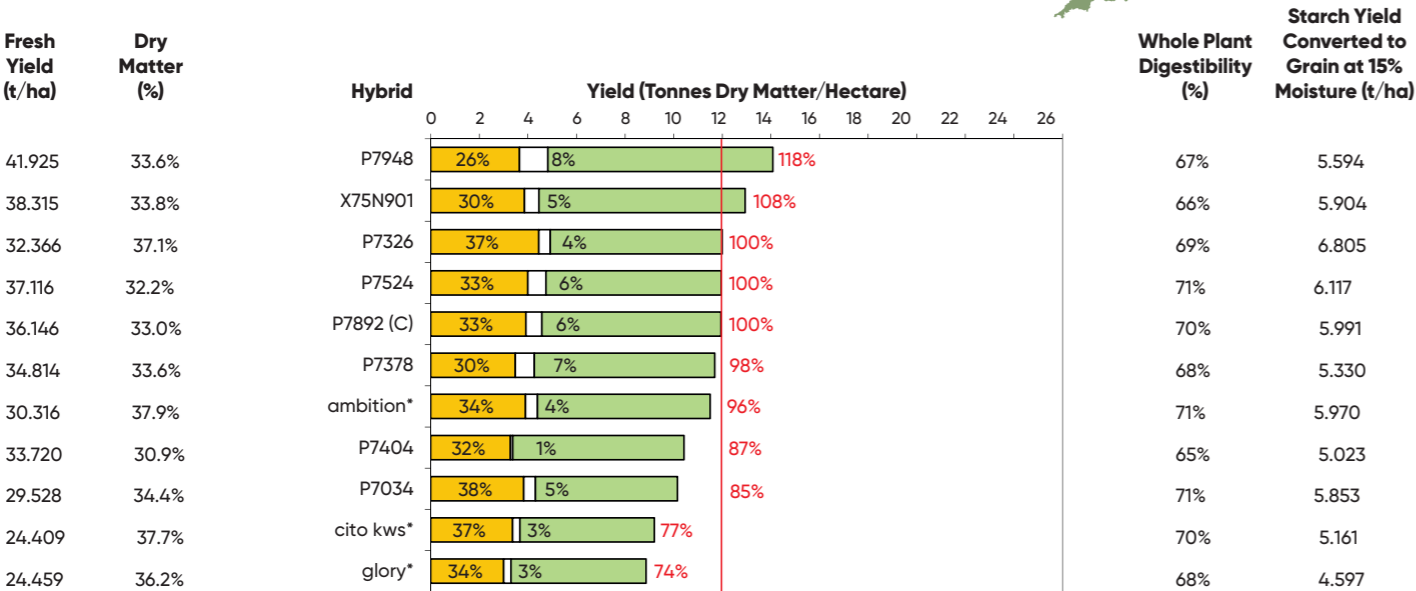
Starch Yield & % Sugar Yield & % Stover Yield Relative Dry Matter Yield index (C=100%)

C = Control Hybrid; * = Competitor Hybrid, ** = Hybrid trade name following official registration

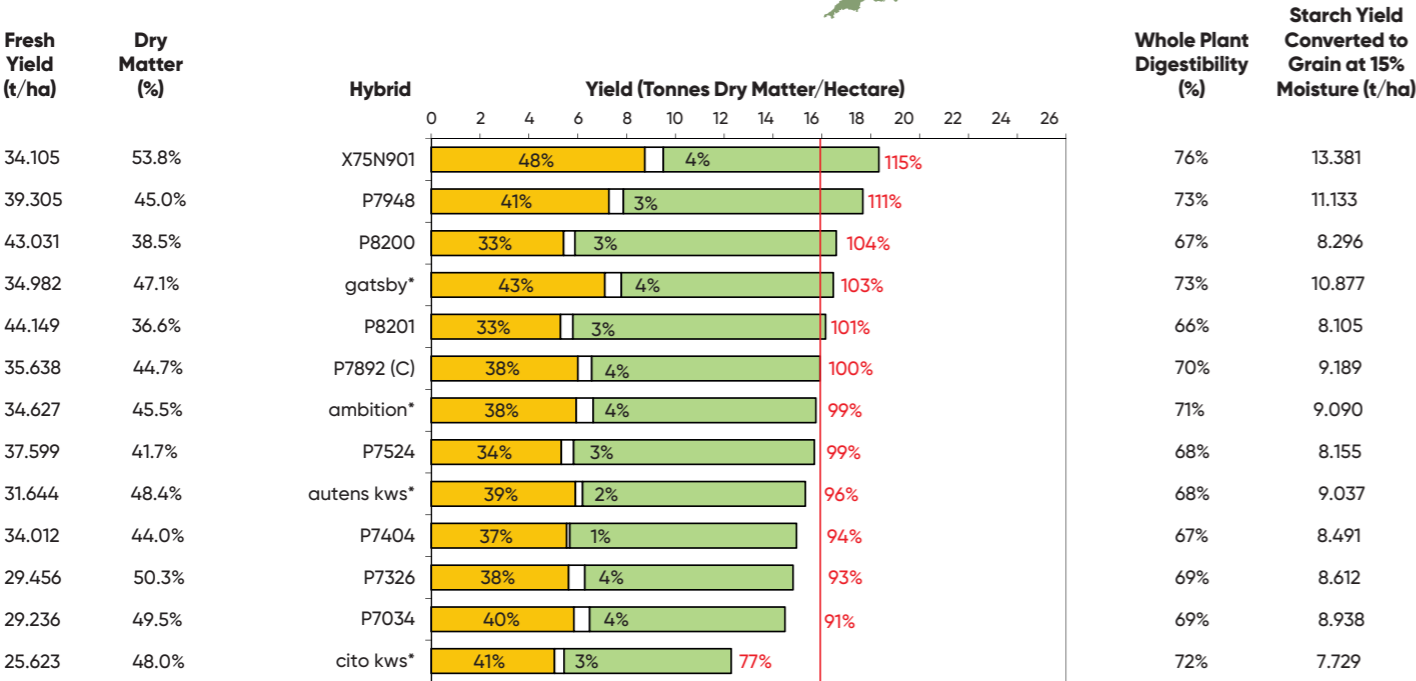
Starch Yield & % Sugar Yield & % Stover Yield Relative Dry Matter Yield index (C=100%)

C = Control Hybrid; * = Competitor Hybrid, ** = Hybrid trade name following official registration

Taylor Farms, Northamptonshire



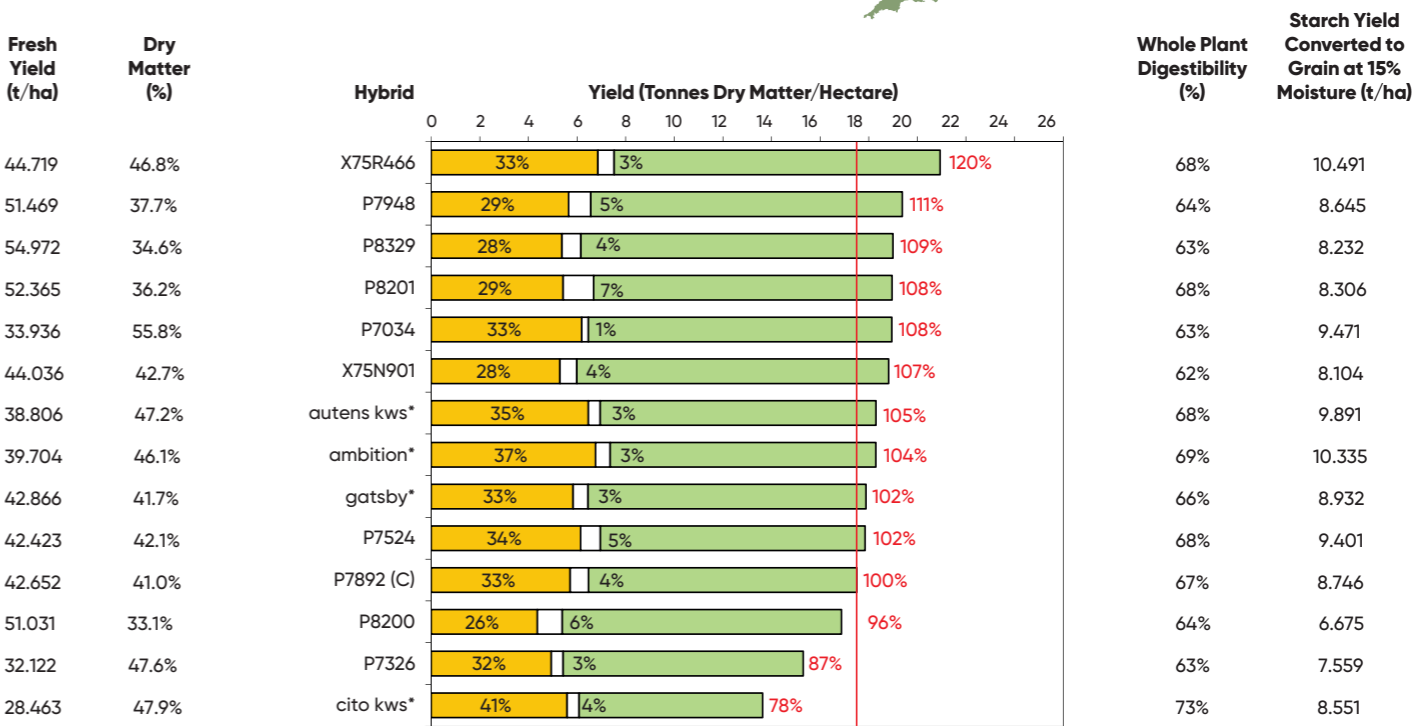
Angus Dart, Oxfordshire



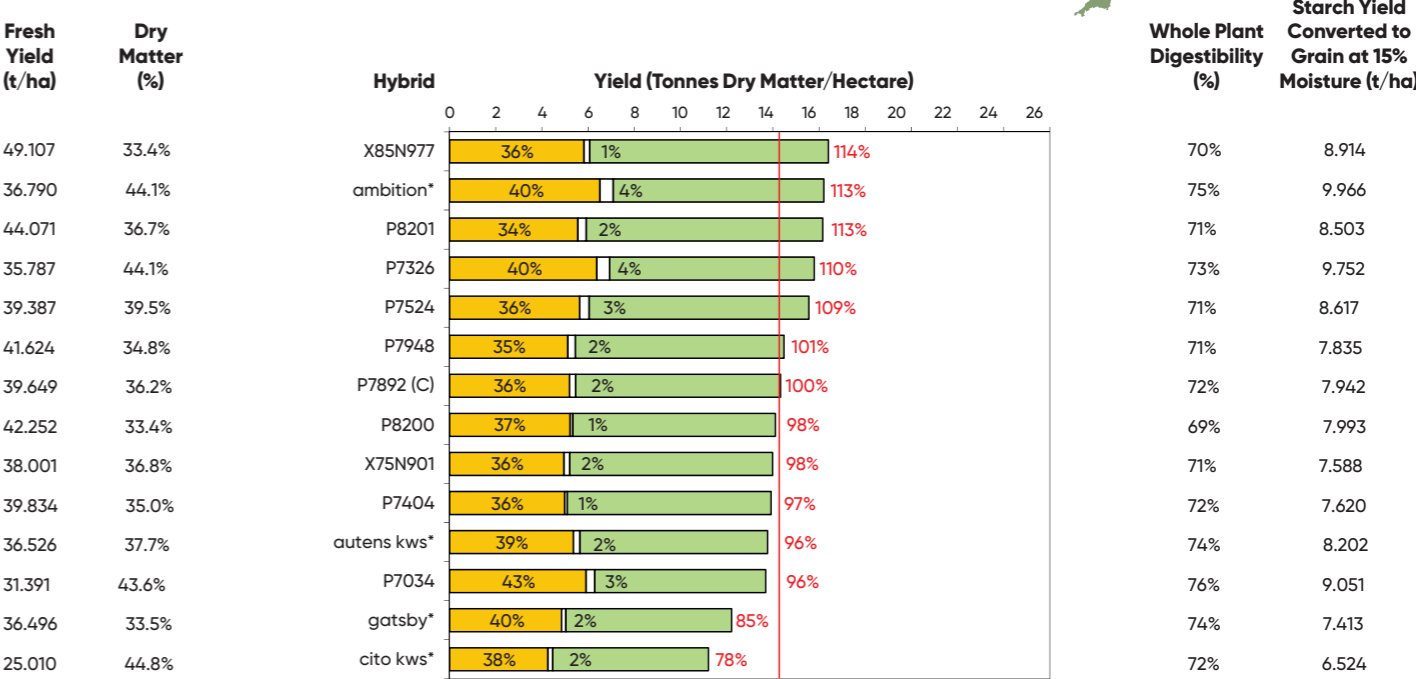
Starch Yield & % Sugar Yield & % Stover Yield Relative Dry Matter Yield index (C=100%)

C = Control Hybrid; * = Competitor Hybrid, ** = Hybrid trade name following official registration

Kingspool Holsteins, Avon



Joanna Binnington, West Sussex



Starch Yield & % Sugar Yield & % Stover Yield Relative Dry Matter Yield index (C=100%)

C = Control Hybrid; * = Competitor Hybrid, ** = Hybrid trade name following official registration

Jamie Montgomery, Somerset



Fresh Yield (t/ha)	Dry Matter (%)	Hybrid	Yield (Tonnes Dry Matter/Hectare)	Whole Plant Digestibility (%)	Starch Yield Converted to Grain at 15% Moisture (t/ha)
50.183	43.9%	P7948	<div><div>41%</div><div>2%</div></div>	69%	13.908
52.124	42.1%	X85N977	<div><div>32%</div><div>5%</div></div>	66%	10.898
48.176	44.3%	X75R466	<div><div>32%</div><div>2%</div></div>	64%	10.574
47.680	41.6%	X75N901	<div><div>34%</div><div>1%</div></div>	61%	10.246
48.194	40.7%	P7524	<div><div>28%</div><div>4%</div></div>	62%	8.546
52.776	37.2%	P8200	<div><div>31%</div><div>3%</div></div>	62%	9.306
43.113	44.9%	P7404	<div><div>35%</div><div>1%</div></div>	63%	10.413
45.005	42.5%	P7892 (C)	<div><div>34%</div><div>2%</div></div>	64%	9.826
43.184	43.7%	gatsby*	<div><div>35%</div><div>1%</div></div>	65%	9.980
39.325	47.5%	P7326	<div><div>35%</div><div>1%</div></div>	66%	9.875
39.487	45.7%	autens kws*	<div><div>36%</div><div>1%</div></div>	64%	9.865
38.567	46.3%	P7034	<div><div>34%</div><div>3%</div></div>	63%	9.180
40.288	42.4%	ambition*	<div><div>36%</div><div>2%</div></div>	67%	9.385
30.385	52.5%	cito kws*	<div><div>44%</div><div>1%</div></div>	74%	10.788

Spencer Mogridge, Dorset



Fresh Yield (t/ha)	Dry Matter (%)	Hybrid	Yield (Tonnes Dry Matter/Hectare)	Whole Plant Digestibility (%)	Starch Yield Converted to Grain at 15% Moisture (t/ha)
58.267	37.5%	P8200	<div><div>34%</div><div>3%</div></div>	69%	11.465
58.835	36.5%	P8201	<div><div>39%</div><div>4%</div></div>	72%	12.652
61.637	31.6%	P8329	<div><div>30%</div><div>3%</div></div>	63%	8.805
46.156	40.3%	X75R466	<div><div>33%</div><div>1%</div></div>	66%	9.463
54.338	34.0%	P7948	<div><div>35%</div><div>2%</div></div>	65%	9.884
41.398	44.5%	autens kws*	<div><div>39%</div><div>3%</div></div>	71%	11.035
50.329	36.2%	P7892 (C)	<div><div>33%</div><div>4%</div></div>	68%	9.290
44.305	40.8%	ambition*	<div><div>34%</div><div>3%</div></div>	69%	9.269
44.570	40.3%	gatsby*	<div><div>35%</div><div>4%</div></div>	70%	9.736
43.986	40.4%	X75N901	<div><div>31%</div><div>2%</div></div>	62%	8.336
40.805	42.9%	P7326	<div><div>35%</div><div>3%</div></div>	67%	9.420
41.773	41.7%	P7034	<div><div>35%</div><div>4%</div></div>	68%	9.351
51.664	33.1%	P7524	<div><div>26%</div><div>3%</div></div>	58%	6.908
31.043	45.8%	cito kws*	<div><div>32%</div><div>3%</div></div>	64%	7.050

Starch Yield & % Sugar Yield & % Stover Yield Relative Dry Matter Yield index (C=100%)

C = Control Hybrid; * = Competitor Hybrid, ** = Hybrid trade name following official registration

Arnold Dare, Devon



Fresh Yield (t/ha)	Dry Matter (%)	Hybrid	Yield (Tonnes Dry Matter/Hectare)	Whole Plant Digestibility (%)	Starch Yield Converted to Grain at 15% Moisture (t/ha)
76.265	30.5%	P8329	<div><div>30%</div><div>6%</div></div>	65%	10.632
62.611	36.8%	P7948	<div><div>32%</div><div>5%</div></div>	66%	11.223
67.201	33.9%	P8201	<div><div>30%</div><div>7%</div></div>	68%	10.594
55.025	40.4%	gatsby*	<div><div>31%</div><div>4%</div></div>	67%	10.665
57.391	38.4%	P7524	<div><div>30%</div><div>9%</div></div>	69%	10.260
68.034	32.2%	P8200	<div><div>25%</div><div>8%</div></div>	63%	8.253
52.730	40.8%	X75R466	<div><div>34%</div><div>3%</div></div>	68%	11.263
46.234	43.5%	P7326	<div><div>35%</div><div>3%</div></div>	67%	10.869
53.175	37.5%	P7892 (C)	<div><div>31%</div><div>4%</div></div>	66%	9.328
44.644	44.4%	autens kws*	<div><div>37%</div><div>2%</div></div>	68%	11.285
45.877	40.5%	ambition*	<div><div>36%</div><div>3%</div></div>	70%	10.123
44.143	41.5%	X75N901	<div><div>35%</div><div>2%</div></div>	65%	9.787
44.040	40.2%	P7034	<div><div>28%</div><div>3%</div></div>	63%	7.627
35.272	43.9%	cito kws*	<div><div>37%</div><div>2%</div></div>	70%	8.869

Irwin Morrow, Cornwall



Fresh Yield (t/ha)	Dry Matter (%)	Hybrid	Yield (Tonnes Dry Matter/Hectare)	Whole Plant Digestibility (%)	Starch Yield Converted to Grain at 15% Moisture (t/ha)
46.227	33.6%	P7524	<div><div>31%</div><div>8%</div></div>	69%	7.316
53.020	29.1%	X75R466	<div><div>25%</div><div>5%</div></div>	60%	5.984
60.828	25.3%	P7948	<div><div>24%</div><div>8%</div></div>	67%	5.573
41.029	35.2%	ambition*	<div><div>34%</div><div>3%</div></div>	66%	7.426
49.557	29.0%	P7034	<div><div>28%</div><div>4%</div></div>	63%	6.223
44.557	32.0%	P7892 (C)	<div><div>26%</div><div>6%</div></div>	64%	5.775
39.268	36.0%	autens kws*	<div><div>18%</div><div>4%</div></div>	55%	3.887
58.449	23.7%	P8200	<div><div>17%</div><div>4%</div></div>	53%	3.507
59.927	23.1%	P8000	<div><div>18%</div><div>4%</div></div>	55%	3.899
43.800	30.9%	gatsby*	<div><div>28%</div><div>5%</div></div>	64%	5.854
59.221	22.3%	P8201	<div><div>30%</div><div>4%</div></div>	66%	6.107
39.660	29.9%	P7326	<div><div>29%</div><div>5%</div></div>	65%	5.340
30.759	34.2%	cito kws*	<div><div>34%</div><div>4%</div></div>	68%	5.530

Starch Yield & % Sugar Yield & % Stover Yield Relative Dry Matter Yield index (C=100%)

C = Control Hybrid; * = Competitor Hybrid, ** = Hybrid trade name following official registration

Newton Rigg College, Cumbria



Fresh Yield (t/ha)	Dry Matter (%)	Hybrid	Yield (Tonnes Dry Matter/Hectare)	Whole Plant Digestibility (%)	Starch Yield Converted to Grain at 15% Moisture (t/ha)
65.922	34.6%	P7034	28% 2% 143%	61%	9.866
46.095	34.7%	P7524	30% 5% 100%	66%	7.262
58.986	27.0%	P8200 (C)	23% 5% 100%	60%	5.554
55.001	28.4%	P7948	23% 4% 98%	60%	5.443
43.543	31.7%	P7326	27% 6% 87%	64%	5.612
38.595	35.4%	X75N901	31% 3% 86%	66%	6.526
31.173	32.7%	P7404	24% 4% 64%	60%	3.717

Richard Phillips, Dyfed



Fresh Yield (t/ha)	Dry Matter (%)	Hybrid	Yield (Tonnes Dry Matter/Hectare)	Whole Plant Digestibility (%)	Starch Yield Converted to Grain at 15% Moisture (t/ha)
44.313	29.3%	P8201	19% 7% 106%	59%	3.713
41.751	31.1%	X85N977	16% 9% 106%	59%	3.240
39.109	33.2%	X75N901	31% 4% 106%	61%	6.153
38.261	32.2%	P7948	29% 6% 100%	65%	5.551
40.688	30.2%	P8200 (C)	28% 5% 100%	61%	5.213
31.938	38.4%	P7034	32% 4% 100%	63%	6.025
37.308	32.8%	P7524	22% 6% 99%	57%	4.056
33.063	36.2%	P7404	29% 4% 98%	62%	5.266
34.376	34.4%	P7892	27% 7% 96%	61%	4.969
29.665	38.6%	P7326	32% 5% 93%	65%	5.586
34.626	26.4%	P7524 (O)	11% 14% 74%	59%	1.528

Ranald Fowler, North Devon



Fresh Yield (t/ha)	Dry Matter (%)	Hybrid	Yield (Tonnes Dry Matter/Hectare)	Whole Plant Digestibility (%)	Starch Yield Converted to Grain at 15% Moisture (t/ha)
30.667	42.3%	P7034	35% 1% 100%	66%	7.007
37.834	34.3%	P8200 (C)	33% 2% 100%	65%	6.474
34.751	35.5%	P8201	34% 2% 95%	67%	6.333
32.167	38.1%	P7892	37% 2% 94%	68%	7.024
30.584	39.7%	P7948	38% 2% 93%	69%	7.069
37.167	32.4%	P8329	29% 3% 95%	61%	5.265
30.334	38.4%	P7524	36% 5% 90%	69%	6.447
29.917	38.4%	X75N901	39% 3% 89%	69%	6.928
25.917	39.6%	P7404	30% 1% 79%	64%	4.776
25.584	37.1%	P7326	36% 3% 73%	68%	5.245

Stuart Cole, North Devon



Fresh Yield (t/ha)	Dry Matter (%)	Hybrid	Yield (Tonnes Dry Matter/Hectare)	Whole Plant Digestibility (%)	Starch Yield Converted to Grain at 15% Moisture (t/ha)
59.926	25.7%	P8201	23% 9% 117%	66%	5.462
50.380	27.9%	P7034	24% 6% 107%	65%	5.235
55.986	23.9%	X85N977	14% 10% 102%	60%	2.955
58.638	22.5%	P8200 (C)	19% 11% 100%	65%	3.823
46.289	28.4%	P7326	28% 8% 100%	68%	5.598
56.289	22.5%	P7948	16% 10% 96%	63%	3.069
54.319	23.1%	P7892	17% 10% 95%	62%	3.230
50.834	24.5%	P7404	17% 7% 94%	59%	3.251
52.804	22.7%	X75N901	24% 8% 91%	65%	4.431

Samuel J. Shine, Co. Limerick



Fresh Yield (t/ha)	Dry Matter (%)	Hybrid	Yield (Tonnes Dry Matter/Hectare)	Whole Plant Digestibility (%)	Starch Yield Converted to Grain at 15% Moisture (t/ha)
58.058	31.3%	P8358	30% 1% 129%	64%	8.296
50.646	35.3%	P7932	23% 3% 127%	61%	6.203
53.117	33.6%	P8171	34% 3% 127%	67%	9.237
50.646	34.6%	P8201	37% 3% 124%	69%	9.802
50.152	34.9%	P8333	29% 2% 124%	65%	7.738
46.941	35.6%	P7892	33% 2% 118%	64%	8.488
54.352	30.7%	P8329	28% 6% 118%	63%	7.225
46.199	34.6%	P8834	29% 2% 113%	62%	7.032
57.317	26.8%	P9911	25% 4% 109%	61%	5.824
43.482	34.2%	P7948	31% 2% 105%	63%	7.014
36.811	40.2%	P7326	34% 2% 105%	64%	7.794
42.494	34.0%	P8000	34% 2% 102%	65%	7.398
33.105	43.4%	P7460	35% 2% 102%	65%	7.626
52.277	27.0%	P8200 (C)	28% 3% 100%	62%	6.088
41.011	33.8%	P7524	30% 3% 98%	62%	6.350
39.035	35.3%	P7034	31% 2% 98%	63%	6.567
39.776	34.3%	X75N901	30% 2% 97%	61%	6.253
38.047	35.8%	P8307	25% 2% 97%	59%	5.134

Starch Yield & % Sugar Yield & % Stover Yield Relative Dry Matter Yield index (C=100%)
C = Control Hybrid; O = Grown in the open; * = Competitor Hybrid, ** = Trade name following official registration

Russell Toothill, South Yorkshire



Fresh Yield (t/ha)	Grain Moisture at Harvest (%)	Hybrid	Yield (Tonnes/Hectare at 15% Moisture)	Disadvantage vs Control (%)
7.822	35.1%	P7948	5.972 t/ha 122%	22%
7.078	31.2%	P7034	5.728 t/ha 117%	17%
7.200	36.2%	P7948 (100K/HA)	5.408 t/ha 111%	11%
5.956	30.2%	P7326 (C)	4.890 t/ha 100%	0%
6.078	33.0%	P7034 (100K/HA)	4.794 t/ha 98%	-2%
6.189	34.4%	P7404	4.775 t/ha 98%	-2%

Tim Farthing, Wiltshire



Fresh Yield (t/ha)	Grain Moisture at Harvest (%)	Hybrid	Yield (Tonnes/Hectare at 15% Moisture)	Yield Advantage / Disadvantage vs Control (%)
15.079	33.1%	P8329	11.863 t/ha	119%
15.079	34.1%	P7948	11.697 t/ha	118%
12.698	33.0%	P8000	10.015 t/ha	101%
11.905	28.7%	P7034	9.988 t/ha	101%
11.905	29.1%	P7326 (C)	9.936 t/ha	100%
12.698	34.4%	X75N901	9.804 t/ha	99%
13.095	36.9%	X85N977	9.717 t/ha	98%

Alan Cook, Hampshire



Fresh Yield (t/ha)	Grain Moisture at Harvest (%)	Hybrid	Yield (Tonnes/Hectare at 15% Moisture)	Yield Advantage / Disadvantage vs Control (%)
13.106	31.8%	P7948	10.511 t/ha	21%
11.932	30.9%	P7404	9.706 t/ha	12%
11.439	30.0%	P7892	9.416 t/ha	9%
11.174	31.1%	P7524	9.064 t/ha	5%
11.818	35.2%	P8329	9.008 t/ha	4%
11.136	32.0%	X75N901	8.910 t/ha	3%
10.265	28.3%	P7326 (C)	8.658 t/ha	0%
10.909	33.2%	P8000	8.570 t/ha	-1%
9.205	28.3%	P7034	7.761 t/ha	-10%

Grain Yield, Tonnes/Hectare at 15% Moisture Relative Yield Index (C = 100%)

C = Control Hybrid; * = Competitor Hybrid, ** = Trade name following official registration

NOTES

INDIVIDUAL SITE AGRONOMY DETAILS

NAME >	IRWIN MORROW	ARNOLD DARE	JAMIE MONTGOMERY	JOANNA BINNINGTON
TOWN	TRURO	AXMINSTER	WINCANTON	PULBOROUGH
COUNTY & COUNTRY	CORNWALL, GB	DEVON, GB	SOMERSET, GB	EAST SUSSEX, GB
SITE CLASSIFICATION	FAVOURABLE	FAVOURABLE	FAVOURABLE	FAVOURABLE
TRIAL TYPE	FORAGE, OPEN	FORAGE, OPEN	FORAGE, OPEN	FORAGE, OPEN
YIELD OF CONTROL HYBRID **	14,266	19939	19133	14,335
SOIL TYPE	MEDIUM LOAM	MEDIUM LOAM	MEDIUM LOAM	GREENSAND
ASPECT/SLOPE (DEGREES)	NORTH / 10 DEGREES	NORTH EAST / 5 DEGREES	LEVEL	LEVEL
ALTITUDE (METRES)	70	50	60	50
ANNUAL RAINFALL (MM)	1000	800	700	825
PREVIOUS CROPPING 2019	GRASS	TURNIP	WHEAT	GRASS
SOIL pH	6.7	6.1	7.1	6.9
SOIL PHOSPHATE (P) INDEX	2	5	3	6
SOIL POTASSIUM (K) INDEX	2-	4	2+	4
SOIL MAGNESIUM (MG) INDEX	3	3	2	3
SLURRY TYPE & VOLUME (L/HA)	CATTLE / 11,350	CATTLE / 11,000	CATTLE / 40,000	CATTLE / 42,000
MANURE TYPE & QUANTITY (T/HA)	CATTLE / 30	CATTLE / 25	-	-
FERT 1 - TYPE/RATE (KG/HA)/DATE	DAP / 200 / 12-05	UREA / 125 / 20-04	18N, 40P / 125 / 22-04	DAP /125 / 27-04
FERT 2 - TYPE/RATE (KG/HA)/DATE	-	-	-	34,5%AN / 350 /
FERT 3 - TYPE/RATE (KG/HA)/DATE	-	-	-	-
SPRAY 1 - NAME/RATE/DATE	CHORISTE / 1.25 / 10-06	CAMIX / 1.25 L / 20-04	CORRAL 2 / 3 L / 25-03	CAMIX / 1.4 / 30-04
SPRAY 2 - NAME/RATE/DATE	ZINC / 0.75 / 10-06	MOST MICRO / 3 L / 20-04	ANTHEM / 2.7 L / 27-04	VELOMAX / 4L / 30-04
SPRAY 3 - NAME/RATE/DATE	-	BASILICO / 0.85 L / 28-05	BARRACUDA / 0.9 L / 01-07	CALLISTO / 0.75 / 02-06
SUB SOILED/PLOUGHED DATE	- / 02-05	- / 19-04	15-11 / 15-11	- / 26-04
SOWING DATE/HARVEST DATE	12-05 / 17-10	21-04 / 07-10	22-04 / 14-10	27-04 / 13-09
SEEDING RATE - SEEDS/HA	100,000	104,000	110,000	103,000
CROP CONDITION AT HARVEST	50% GREEN / 50% STRAW	40% GREEN / 60% STRAW	100% STRAW	50% GREEN / 50% STRAW
COMMENTS ABOUT TRIAL	HARVESTED AFTER RAIN	CONSISTENT	CONSISTENT	WEED BURDEN
NAME >	CLAYTON PARTNERSHIP	KINGSPOL HOLSTEINS	SPENCER MOGRIDGE	ANGUS DART
TOWN	MALPAS	BRISTOL	STURMINSTER NEWTON	DIDCOT
COUNTY & COUNTRY	CHESHIRE, GB	AVON, GB	DORSET, GB	OXON, GB
SITE CLASSIFICATION	LESS FAVOURABLE	FAVOURABLE	FAVOURABLE	FAVOURABLE
TRIAL TYPE	FORAGE, OPEN	FORAGE, OPEN	FORAGE, OPEN	FORAGE, OPEN
YIELD OF CONTROL HYBRID **	16,546	17,508	18,197	15,920
SOIL TYPE	MEDIUM LOAM	MEDIUM LOAM	CLAY LOAM	GRAVEL
ASPECT & SLOPE (DEGREES)		LEVEL	LEVEL	LEVEL
ALTITUDE (METRES)	65	60	55	55
ANNUAL RAINFALL (MM)	800	800	650	660
PREVIOUS CROPPING 2019	MAIZE	WINTER WHEAT	GRASS	WINTER WHEAT
SOIL pH	7.1	6.4	7.1	6.5
SOIL PHOSPHATE (P) INDEX	4	4	4	3
SOIL POTASSIUM (K) INDEX	2+	3	3	2-
SOIL MAGNESIUM (MG) INDEX	1	3	3	3
SLURRY TYPE & VOLUME (L/HA)	-	CATTLE / 56,000	CATTLE / 30,000	CATTLE / 80CUBICM
MANURE TYPE & QUANTITY (T/HA)	-	-	-	CATTLE / 7
FERT 1 - TYPE/RATE (KG/HA)/DATE	N / 150 / 23-04	PROGRAM / 3 L / 14-05	34.5% N / 123 / 20-04	AF PHOSPHOROUS / 5L /
FERT 2 - TYPE/RATE (KG/HA)/DATE	K / 150 / 23-04	-	-	-
FERT 3 - TYPE/RATE (KG/HA)/DATE	-	-	-	-
SPRAY 1 - NAME/RATE/DATE	PENDIMETHALIN / / 27-04	GOLDCOB / 3 L / 14-05	BARRACUDA / 0.75 L / 26-05	MOTIF / 3L /
SPRAY 2 - NAME/RATE/DATE	CALLISTO / 1.0 /	PAMPA / 1 L / 14-05	GVO / 0.75 L / 26-05	STOMPAG/2.7L/D'GOLD/1.2L
SPRAY 3 - NAME/RATE/DATE	-	-	ENTAIL / 0.125 L / 26-05	MILAGRO/.125/CALLISTO/.75
SUB SOILED/PLOUGHED DATE	END FEB / END MAR	- / 04-04	- / 18-04	-
SOWING DATE/HARVEST DATE	26-04 / 21-10	20-04 / 27-09	21-04 / 16-09	23-04 / 20-09
SEEDING RATE - SEEDS/HA	-	104,000	100,000	100,000
CROP CONDITION AT HARVEST	-	50% GREEN / 50% STRAW	50% GREEN / 50% STRAW	-
COMMENTS ABOUT TRIAL	-	CONSISTENT	CONSISTENT	SOME BADGER DAMAGE
NAME >	TIM RUSSON	GARETH POWELL	NEVILLE KIRKHAM	GLYN JONES
TOWN	LINCOLN	OSWESTRY	LOUGHBOROUGH	ST ASAPH, RHYLL
COUNTY & COUNTRY	LINCOLNSHIRE, GB	POWYS, GB	LEICESTERSHIRE, GB	DENBIGHSHIRE
SITE CLASSIFICATION	LESS FAVOURABLE	LESS FAVOURABLE	LESS FAVOURABLE	LESS FAVOURABLE
TRIAL TYPE	FORAGE, OPEN	FORAGE, OPEN	FORAGE, OPEN	FORAGE, OPEN
YIELD OF CONTROL HYBRID **	17,499	14,481	16,844	16,219
SOIL TYPE	SANDY LOAM	LOAM OVER GRAVEL	MEDIUM LOAM	SANDY LOAM
ASPECT & SLOPE (DEGREES)	FLAT	FLAT	-	FLAT
ALTITUDE (METRES)	10	85	60	15
ANNUAL RAINFALL (MM)	635	840	630	900
PREVIOUS CROPPING 2019	MAIZE	MAIZE	-	MAIZE
SOIL pH	6.4	6.5	5.9	6.5
SOIL PHOSPHATE (P) INDEX	4	6	3	3
SOIL POTASSIUM (K) INDEX	5	3	2-	1
SOIL MAGNESIUM (MG) INDEX	3	3	3	1
SLURRY TYPE & VOLUME (L/HA)	-	-	-	DIGESTATE/20000L/20-04
MANURE TYPE & QUANTITY (T/HA)	CATTLE / 10	POUTRY / 10	CATTLE / 40,000	
FERT 1 - TYPE/RATE (KG/HA)/DATE	DAP / 125 / 26-04	DAP / 250	NITRAM / 125 / 02-05	UMO START /15KG/27-04
FERT 2 - TYPE/RATE (KG/HA)/DATE	100N,20P,20K/15-04	MARRIPHITE/1.5L/02-06	-	MAIZEMICRO/29-04
FERT 3 - TYPE/RATE (KG/HA)/DATE	-	INTRACROP/2.5L/02-06	-	-
SPRAY 1 - NAME/RATE/DATE	CLAYTON SPOOK/0.3/28-05	PREDICT/0.2L/02-05	ELUMIS/1.0/05-06	SAMURAI/5.0/02-04
SPRAY 2 - NAME/RATE/DATE	PROLEAF MN/3.0/28-05	WINGP/3.0/02-05	CALARIS/0.5/05-06	ANTHEM /2.0/29-04
SPRAY 3 - NAME/RATE/DATE	CALARIS / 0.962 / 25-06	DANEVA/0.8/KIBO/0.11/02-06	-	MERISTO/1/MILAGRO/15/06
SUB SOILED/PLOUGHED DATE	- / 20-04	20 04	/ 01/05	/ 25-04
SOWING DATE/HARVEST DATE	20-04 / 30-09	24-04 / 06-10	05-05 / 20-10	27-04 / 14-10
SEEDING RATE - SEEDS/HA	105,000	105,000	105,000	105,000
CROP CONDITION AT HARVEST	-	-	-	-
COMMENTS ABOUT TRIAL	-	-	-	-
n/a = not applicable; n/k = not known ** Tonnes/Hectare of Forage Dry Matter OR Tonnes/Hectare of Grain at 15% Moisture - according to the trial type				

INDIVIDUAL SITE AGRONOMY DETAILS

SEVERN TRENT FARMS	KEITH BLENKIRON	DAVID GARLICK	JAMES TAYLOR FARMS	STUART COLE
NOTTINGHAM	NORTHALLERTON	BROMYARD	BANBURY	NOMANSLAND
NOTTS, GB	YORKSHIRE, GB	HEREFORDSHIRE, GB	NORTHANTS, GB	DEVON
FAVOURABLE	LESS FAVOURABLE	LESS FAVOURABLE	LESS FAVOURABLE	LESS FAVOURABLE
FORAGE, OPEN	FORAGE, OPEN	FORAGE, OPEN	FORAGE, OPEN	FORAGE, FILM
18,536	11,959	17,780	11,941	13,189
SANDY LOAM	SANDY LOAM	MEDIUM LOAM	-	MEDIUM LOAM
FLAT	SOUTH / 3	-	-	SOUTH 5 DEGREES
21	46	160	-	195
600	660	710	-	1,200
MAIZE	MAIZE	ITAL. RYEGRASS / SWEDES	-	OATS
6.9	6.7	6.6	6.3	6.6
6	4	3	3	3
2+	3	2-	2+	3
5	5	3	3	3
LIQ DIGESTATE/39CUBICM	DIGESTATE/45CUBICM	-	-	DIGESTATE / 25,000
-	-	CATTLE / 30 / POULTRY / 4	DIGESTATE / 30T /	-
-	-	DAP / 100 / 24-05	N&S / 150 /	27N.12S / 470 / 21-04
-	-	-	STOMP / 3L / PRE EM	EFFICIENT N-T 28/20 L/ 01-08
-	-	-	CALLISTO / 0.75 / POST EM	-
STOMP AQUA / 22-04	MERISTO / 0.87 / 05-06	ACCENT / 60G / 10-06	ENTAIL / 0.15 /	DIME / 4 L / 23-04
CALLISTO//ENTAIL// 28-05	NICO PRO / 0.87 / 05-06	CALLISTO/ 0.5L/ 10-06	-	MOST MICRO / 1.1 L / 23-04
-	-	ARMA 0.2 / 10-06	-	PEAK / 20 GMS / 15-07
21-03 / 21-03	28-4 / 30-04	MID APRIL	-	- / 22-04
21-04/ 19-09	06-05 / 28-10	24-04 / 26-09	21-04 / 27-09	23-04 / 23-09
85,000	104,000	105,000	100,000	104,000
-	-	-	-	95% GREEN
-	-	-	-	IMMATURE CROP
SAMUEL J. SHINE	NEWTON RIGG	RICHARD PHILLIPS	RANALD FOWLER	ALAN COOK
LIMERICK	PENRITH	CLARBESTON ROAD	BARNSTAPLE	SOUTHAMPTON
CO. LIMERICK, ROI	CUMBRIA, GB	DYFED, GB	HAMPSHIRE, GB	
LESS FAVOURABLE	LESS FAVOURABLE	LESS FAVOURABLE	LESS FAVOURABLE	FAVOURABLE
FORAGE, FILM	FORAGE, FILM	FORAGE, FILM	FORAGE, FILM	GRAIN, OPEN
14,114	15,926	12,289	12,982	8,658
CLAY	LOAM	MEDIUM LOAM	CLAY LOAM	CLAY LOAM
FLAT	FLAT	LEVEL	NORTH WEST 10 DEGREES	SOUTH EAST 10 DEGREES
9	134	80	90	60
1,200	1,050	1,300	825	900
	MAIZE	MAIZE	ITALIAN RYEGRASS	MAIZE
	6.4	5.7	6.2	5.0
	3	2	3	5
	2-	2+	2+	1
	3	3	3	2
CATTLE / 30,000L /		CATTLE / 22700	CATTLE / 13600	-
-	POULTRY/7/ CATTLE/20	CATTLE / 25	CATTLE / 25	-
0-70-30 / 370KG /	N / 90KG / 20-04	UREA / 185 / 23-04	UREA / 170 / 19-04	26N.0P0K.5S / 435 L / 24-04
UREA / 370KG /	28%N / 19993L /26-06	0N.16P.32K / 370 / 23-04	-	-
	H'ND ZEAMA/3.332/26-06	HEADLAND P. / 2.5 L / 05-06	-	-
WING P / 4L / 27-04	DIME/4L/MMICRO/1026L/22-04	STOMP / 1 L / 24-04	WING P / 4 L / 02-05	DUAL GOLD / 1 L / 06-05
STOMP AQUA / 1.3 / 27-04	LOCKIT 0.375 / 22-04	WING P / 4 L / 24-04	STOMP AQUA / 1 L / 02-05	FORNET / 0.5 L / 27-05
CALARIS / 1.3 / 15-06	CL'TN KIBO / 3.332 / 11-06	BASILICO / 1.5 L / 05-06	CALLISTO / 1L / 02-07	CALLISTO / 1 L / 27-05
/ 05-04	MID APRIL	18-04 / 19-04	18-04 / 19-04	17-04 / MIN TILL
27-04 / 01-10	22-04 / 18-10	24-04 / 16-10	02-05 / 11-10	05-05 / 13-11
103,000	105,000	104,000	104,000	100,000
-	-	10% GREEN / 90% STRAW	10% GREEN / 90% STRAW	STRAWLIKE
-	-	CLEAN / SOME LODGING	SOME LODGING	CLEAN / SOME LODGING
TIM FARTHING	RUSSELL TOOTHILL			
MELKSHAM	DONCASTER			
WILTHSIRE, GB	S. YORKSHIRE, GB			
FAVOURABLE	LESS FAVOURABLE			
GRAIN, OPEN	GRAIN, OPEN			
9936	4,890			
SANDY LOAM	SAND			
LEVEL	LEVEL			
60	20			
800	635			
MAIZE	WINTER BARLEY			
5.4	6.3			
3	4			
4	2-			
3	3			
-	DIGESTATE / 30,000			
-				
DAP / 106 / 03-05	DAP / 120KG / 04-05			
MOP / 200 / 03-05	MOP / 92KG / 30-04			
UREA / 330 / 03-05	N / 14KG /12-05			
GLYPHOSATE / 1 L / 12-05	MERISTO / 0.75L / 15-06			
CALLISTO / 0.5 L / 08-06	FORMAT / 0.75L / 15-06			
NICO-PRO / 0.25 L / 08-06	DIVA / 0.75L / 15-06			
- / DIRECT DRILL	/ 15-04			
06-05 / 30-10	04-05 / 26-11			
100,000	79,000			
STRAWLIKE	FULLY SCENESCED			
CLEAN	-			
n/a = not applicable; n/k = not known ** Tonnes/Hectare of Forage Dry Matter OR Tonnes/Hectare of Grain at 15% Moisture - according to the trial type				



Pioneer Hi-Bred Northern Europe Sales Division GmbH
United Kingdom Branch

United Kingdom Branch, Central Boulevard, Blythe Valley Business Park, Solihull, B90 8AG.
Tel.: +44 (0)1604 858008, E-mail: piouk@pioneer.com, www.pioneer.com/uk